

Computer Training Desks Downview™



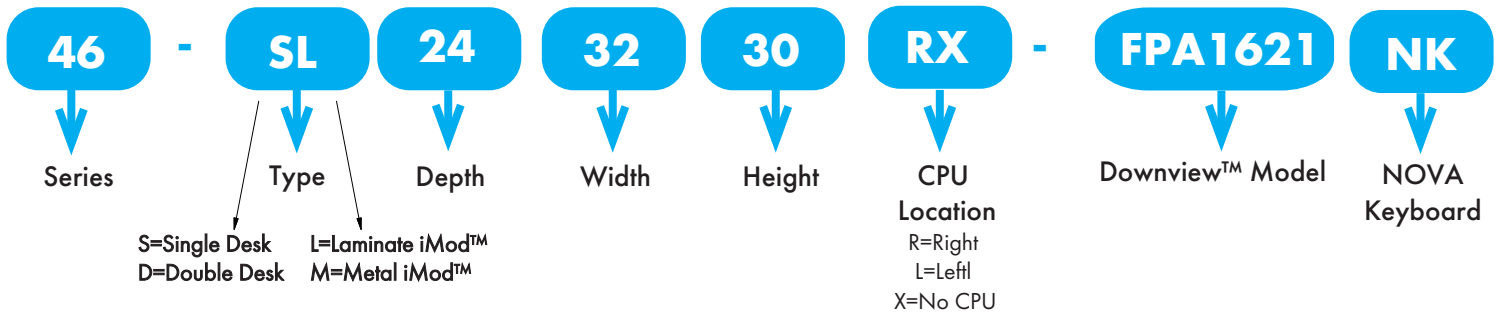
NOVA
SOLUTIONS™
800-730-6682
novadesk.com



ADA Compliant



Model Number Structure



Dimensions

Single Desks:

- Depth Options: 24" / 26" / 30"
- Width Options: 30-1/8" / 32-1/8" / 36-1/8" / 42-1/8"
- Height Options: 30" / 32" (ADA Height Compliant)

Double Desks:

- Depth Options: 24" / 26" / 30"
- Width Options: 63" / 71"
- Height Options: 30" / 32" (ADA Height Compliant)

16"D x 21"W viewport(Widescreen)

Maximum Dimensions for Widescreen: 20¹/₈"W x 12¹/₂" H up to 21" widescreen

24" min. worksurface depth

21"D x 24"W viewport(Widescreen)

Maximum Dimensions for Widescreen: 23¹/₈"W x 19"H up to 24" widescreen

30" min. worksurface depth
36" min. worksurface width

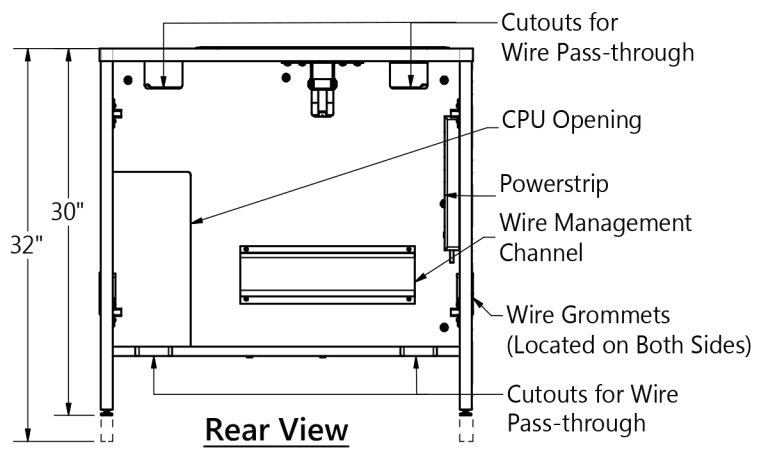
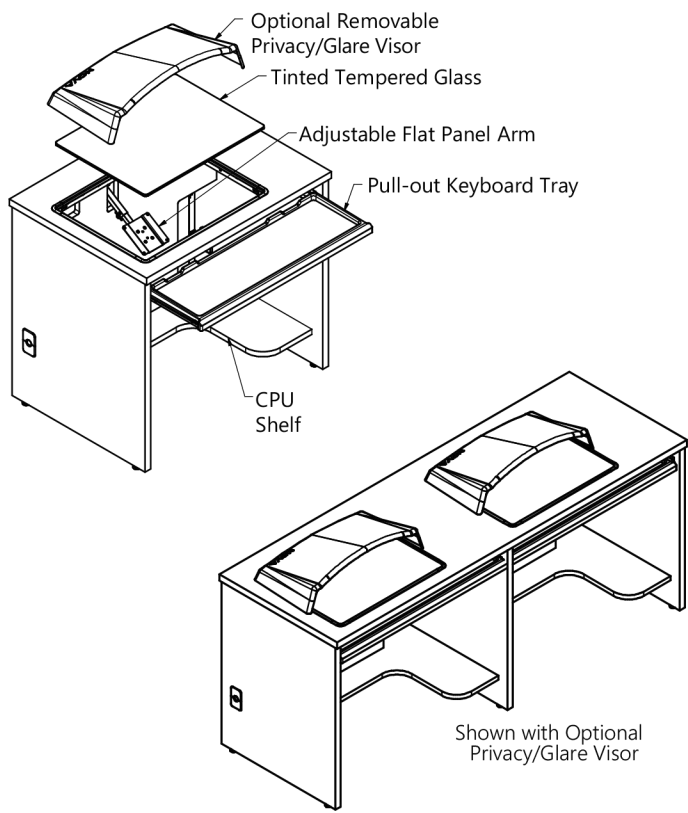
18"D x 21"W viewport(Widescreen)

Maximum Dimensions for Widescreen: 20¹/₈"W x 14¹/₂" H up to 21" widescreen

26" min. worksurface depth

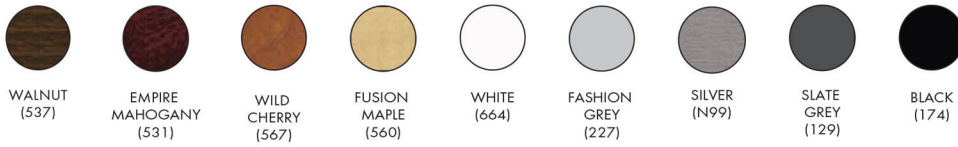
Includes/Features:

- Available in single or double user
- Saves valuable desktop space
- Keeps monitor protected under tinted tempered glass below the work surface
- Supports most VESA mountable monitors up to 24"
- iMod™ includes a multi-plug power strip and wire management channel per user
- Includes CPU Shelf right of each user
- NOVA keyboard and mouse drawer with 5 locking positions and built-in wrist rest for ultimate comfort
- Optional Privacy / Glare Visor available
- Product Ships Fully Assembled
- Proudly made in the USA



Color Options

Base Color Options



Worksurface Color Options

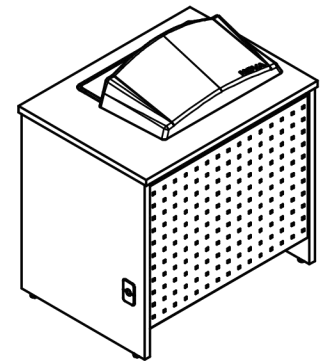


Metallic Color Options (for Metal Modesty)




Modesty Panel Options

Perforated Metal Modesty

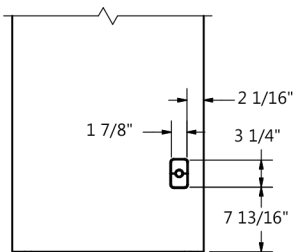


Laminate Modesty

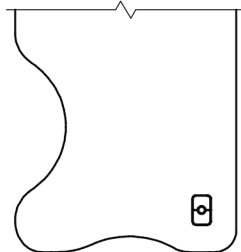


End Panel Options

Standard End



Contoured End



Options & Accessories

Please Note: All items on this page must be Field installed.

Options for Computer Training Desks with Downview

Contoured end panels



To specify contoured end panels, add "-S" to the end of model number.
Not available on desks with Locking Door option (-D)

Locking CPU Door



To specify a locking CPU Door, replace "X" in the model number with "D"

Example: 46-SM243630RX becomes 46-SM243630RD

- Not available on desks 30", 32", or 63" wide
- Not available in combination with Contoured End Panels (-S)
- Deduct 1 1/2" from CPU width
- Locking iMod™ modesty automatically paired with locking CPU door.

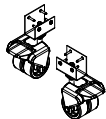
Locking iMod™ Modesty



To add locking iMod™ modesty, add "-L" to the end of model number. (Locking Modesty automatically paired with Locking CPU Door).

- Available in both Laminate or Perforated Metal

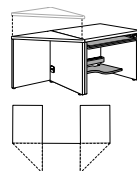
Casters



To add casters, add "-C" to the end of model number. Includes stabilization bracket.

Wedges

Hardware included



For 24" D units:

90 Degree Angle- Includes end panels and grommet. Must specify base and worksurface color. To add wedges, use model number **46-WG24333090**

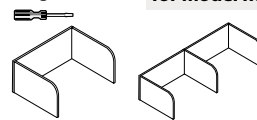
For 30" D units:

90 Degree Angle - Includes end panels and grommet. Must specify base and worksurface color. To add wedges, use model number **46-WG30423090**

No Powerstrip

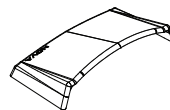
Powerstrip included in all desks by default, to remove, add "-X" to the end of model number.

Privacy Panels for Double and Single Desks



For factory prep, must add "-PP" to end of model number. Specify base color only. 6" radius on front. Field installed. Sizes available for all desks. See pricebook for model numbers.

Privacy / Glare Visor



D x W x H (in.)

Model

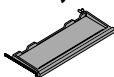
21 & 24" Wide viewports

AC-1064

12 x 26 1/2 x 6

Factory Installed Accessories

Factory Installed NOVA Keyboard



Keyboard length to fit desk ordered. Only ordered when NO Visual Display Option is chosen.
Model Number: NK

Rectangular Wire Grommet



Rectangular black plastic grommet cover is removable for easy wire management.
Model Number: WG1080

Round Power Center



One grounded outlet. 6ft, 15 Amp cord. UL Listed
Model Number: 3825P

Star Cut Wire Grommet



Round black plastic grommet with rubber star cut opening allows more cords and cables to pass through.
Model Number: RWGSC

Pop-up Power Center



Two grounded outlets. Fluid one touch accessibility. 6ft, 15 Amp cord. UL listed.
Model Number: 11225PP

Pop-up Power/Data Center



One grounded outlet. One opening for voice/data jack. Voice/Data Adapter Kit (included) provides adapters for couplers & jacks from a variety of manufacturers. Fluid one touch accessibility. 6ft, 15 Amp cord. UL listed.
Model Number: 11225PD

Pop-up Power/USB Charging Center



One grounded outlet. One USB charging duplex. Fluid one touch accessibility. 6ft, 15 Amp cord. UL Listed.
Model Number: 11225PC

Round Flush Power Center



Two grounded outlets. Clean, flush mount. 6ft, 15 Amp cord. UL Listed
Model Number: 3359PP

Round Flush Power/USB Charging Center



One grounded outlet. One USB charging duplex. Clean, flush mount. 6ft, 15 Amp cord. UL Listed
Model Number: 3359PC



800-730-6682

novadesk.com