

Sit/Stand AV Lecterns

Privacy Sides with Locking CPU Door



Model Number Structure

66 - SSP

306834

LD

Series

Type

Size

Modesty Combination for

Laminate modesty

LD=Laminate modesty
panels & CPU

compartment with door

Modesty Combination

for Perforated Metal

modesty

MD=Metal modesty &
CPU compartment with
door

66=Lectern

SS= Sit/Stand Lectern

PS= Prestige Sit/ Stand

SSP=Sit/Stand Privacy

D x W x H



(217) 342-7070

www.novadesk.com

sales@novasolutionsinc.com

Sit/Stand AV Lecterns

1. Select model number

Ex: 66-SSP306834LD

(30x68x34 Sit/Stand Privacy Side Lectern - Locking CPU

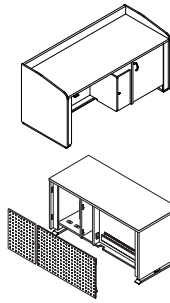
Door with laminate modesty)

2. Select laminate color for base and worksurface

If ordering with perforated metal modesty, select metal color

Note: Laminate modesty will match base color.

Ex: 567 567
Base Worksurface



D x W x H (in.) ft³ / lbs Model

Laminate Modesty

30 x 67 7/16 x 34 49.3 / 406 66-SSP306834LD

Perforated Metal Modesty (shown left)

30 x 67 7/16 x 34 49.3 / 406 66-SSP306834MD

Standard Features

- Electronically adjustable from base height of 30" with 12" of travel
- ADA compliant
- iMod™ wire management
- Powerstrip
- Locking CPU door
- 8 1/2" CPU storage
- Lift capacity up to 550 lbs
- Column legs are standard black metal finish
- 12 RU rack rail storage in the right compartment
- Laminate or metal modesty panel
- Privacy sides

Color Options

Base Color Options



WALNUT
(537)



EMPIRE
MAHOGANY
(531)



WILD
CHERRY
(567)



FUSION
MAPLE
(560)



WHITE
(664)



FASHION
GREY
(227)



SILVER
(N99)



SLATE
GREY
(129)



BLACK
(174)

Worksurface Color Options



BLACK
LODESTONE
(N62)



SILVER
(N99)



FUSION
MAPLE
(560)



WILD
CHERRY
(567)



WALNUT
(537)



FASHION
GREY
(227)



WHITE
(664)



GRAPHITE
NEBULA
(030)



GREY
NEBULA
(044)



EMPIRE
MAHOGANY
(531)

Metallic Color Options (for Metal Modesty)



POLISHED
BLACK
(PBL)



POLISHED
SILVER
(PSL)



WHITE
(WHT)

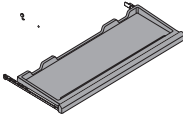










SLATE
(SLI)

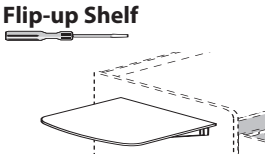
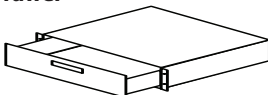
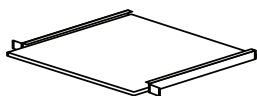
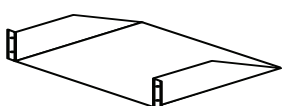
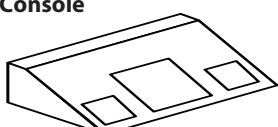

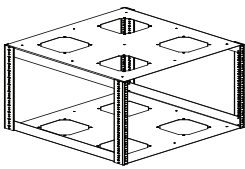
Options & Accessories

Factory Installed Accessories

Must specify location of grommet / power center at time of order

		Dimensions (in.)	Model
NOVA Keyboard Drawer		Keyboard length to fit desk ordered. Only ordered when NO Visual Display Option is chosen	
		24" - 34" wide	NK
Rectangular Wire Grommet		Rectangular black plastic grommet cover is removable for easy wire management	
		1 7/8" D x 3 1/4" W	WG1080
Star Cut Wire Grommet		Round black plastic grommet with rubber star cut opening allows more cords and cables to pass through	
		2 3/4" Diameter	RWGSC
Pop-up Power Center		Two grounded outlets. Fluid one touch accessibility. 6ft, 15 Amp cord. UL listed.	
		3 3/4" D x 5" W	11225PP
Pop-up Power / Data Center		One grounded outlet. One opening for voice/data jack. Voice/Data Adapter Kit (included) provides adapters for couplers & jacks from a variety of manufacturers. Fluid one touch accessibility. 6ft, 15 Amp cord. UL listed.	
		3 3/4" D x 5" W	11225PD
Pop-up Power / USB Charging Center		One grounded outlet. One USB charging duplex. Fluid one touch accessibility. 6ft, 15 Amp cord. UL Listed.	
		3 3/4" D x 5" W	11225PC
Round Flush Power Center		Two grounded outlets. Clean, flush mount. 6ft, 15 Amp cord. UL listed.	
		4" Diameter	3359PP
Round Flush Power / USB Charging Center		One grounded outlet. One USB charging duplex. Clean, flush mount. 6ft, 15 Amp cord. UL Listed.	
		4" Diameter	3359PC
Round Power Center		One grounded outlet. Features spill-proof technology. 6ft, 15 Amp cord. UL Listed.	
		2" Diameter	3825P

Options for Lecterns

	D x W x H (in.)	ft ³ / lbs	Model	List Price
Flip-up Shelf 	Field installed on all but Sit-Stand Lecterns. Shipped Separately. Color matches worksurface of lectern ordered. Located 3" down from worksurface. For factory prep, must specify "U" on lectern model number for left-handed, or "V" on lectern model number for right-handed placement, or "B" on lectern model number for both left and right hand placement.			
	For 21" D or 24" D Lectern:			
	Attaches to the LEFT side panel of Lectern			
	20 x 20 x 1	0.9 / 24	66-SH202001L	
	Attaches to the RIGHT side panel of Lectern			
2 Space Rack Drawer 	For 26" D, 30" D or 36" D Lectern:			
	Attaches to the LEFT side panel of Lecterns			
	22 x 20 x 1	1.0 / 24	66-SH222001L	
	Attaches to the RIGHT side panel of Lecterns			
	22 x 20 x 1	1.0 / 24	66-SH222001R	
Sliding Shelf 	Attaches to rack rails. Takes up 2 RU space. 50 lb. weight capacity.			
	20 x 15 x 3 1/2	10.4	66-2DRAWER	
2 Space Rack Shelf 	Attaches to rack rails. Takes up 2 RU space. 50 lb. weight capacity.			
	20 x 15 x 3 1/2	10.4 / 15	66-2SHELF	
Removable Console 	Black laminate box (Customer to provide cutouts needed)			
	11 x 15 x 6	2.0 / 20	66-CONSOLE01	
Ventilation Fan 	115V fan rated at 57 CFM. 30 dBA. Add (-VF) on lectern model number to be factory installed. Must also specify cutout location on lectern.			
	1 x 6 x 6	2.0 / 3	66-FAN	
Rack Cube 	All metal construction providing front and rear Rack Rails allowing rack storage mounting prior to installation in rack storage compartment. Standard Black metal. Available with 6 RU - 14 RU; height varies by RU count. Complete Model number replacing blank "__" with desired RU (Ex: 66-RRCUBE10 – 10 RU Rack Cube). NOTE: If ordering with a lectern, specify "-RR" at end of lectern model number. (Ex: 66-LP303047LM-RR)			
	19 1/8 x 19 1/2 x Varies		66-RRCUBE__	