

# Square Top AV Lecterns

With Pull-Out Shelf & Downview



## Model Number Structure

67 - LS

304841

LM

FPA2124NK

### Series

67=Lectern  
with Pull-out  
Shelf

### Type

LS= Lectern with  
Square Top

### Size

D x W x H

### Modesty Combination for

Laminate modesty

LM=Laminate modesty

Perforated Metal modesty

MM=Metal modesty

### Visual Display Option

FPA1621NK=16"D x 21"W Downview  
& NOVA Keyboard Drawer  
FPA1821NK=18"D x 21"W Downview  
& NOVA Keyboard Drawer  
FPA2124NK=21"D x 24"W Downview  
& NOVA Keyboard Drawer



(217) 342-7070

[www.novadesk.com](http://www.novadesk.com)

[sales@novasolutionsinc.com](mailto:sales@novasolutionsinc.com)

# Square Top AV Lecterns

## 1. Select model number

Ex: 67-LS304841LM

(30x48x41 Square Top AV Lectern with Pull-out Shelf and laminate modesty)

## 2. Select laminate color for base and worksurface

If ordering with perforated metal modesty, select metal color

Note: Laminate modesty will match base color.

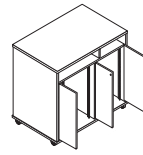
Ex: 567 567

Base Worksurface

## Optional Selections:

### 3. Select Visual Display Options (see page 34 of catalog)

Ex: FPA2124NK (21"D x 24"W Downview with NOVA keyboard drawer) - Lectern will grow 2" in width when ordered with FPA2124



20 RU rack rails

D x W x H (in.)	ft <sup>3</sup> / lbs	Model
<b>Laminate Modesty</b>		
30 x 48 x 41	43.5 / 498	66-LS304841LM
36 x 48 x 41	51.7 / 550	66-LS364841LM
<b>Perforated Metal Modesty</b>		
30 x 48 x 41	43.5 / 498	66-LS304841MM
36 x 48 x 41	51.7 / 550	66-LS364841MM

## Storage Dimensions:

48" W Unit: Left compartment w/ rack rails - 25 3/4" W. Right compartment w/ rack rails - 19 1/4" W

## Pull-out shelf Interior Dimensions:

30" D Lecterns: 22 1/4" D x 20 3/8" W x 7 3/4" H

36" D Lecterns: 28 1/4" D x 20 3/8" W x 7 3/4" H

### 16" D x 21" W viewport (Widescreen)

Maximum Dimensions for Widescreen: 20 1/8" W x 12 1/2" H up to 21" widescreen

24" min. worksurface depth

### 21" D x 24" W viewport (Widescreen)

Maximum Dimensions for Widescreen: 23 1/8" W x 19" H up to 24" widescreen

30" min. worksurface depth

36" min. worksurface width

### 18" D x 21" W viewport (Widescreen)

Maximum Dimensions for Widescreen: 20 1/8" W x 14 1/2" H up to 21" widescreen

26" min. worksurface depth

- Tinted, tempered glass viewport
- Keeps monitor under glass below worksurface
- Ergonomic viewing angle

## Model Wt(lbs) Description

### With NOVA Keyboard Drawer

Downview™ & NOVA Keyboard Drawer installed in assembled units only.

Optional Privacy/Glare visor sold separately, see page 60 for pricing.

FPA1621NK	35	16" D x 21" W Downview™ & NOVA Keyboard Drawer
FPA1821NK	35	18" D x 21" W Downview™ & NOVA Keyboard Drawer
FPA2124NK	39	21" D x 24" W Downview™ & NOVA Keyboard Drawer

## Standard Features

- iMod™ wire management
- Locking Front Access Doors
- Heavy Duty Locking Casters
- Powerstrip
- Laminate or metal modesty panel
- 20 Rack Units
- Ships Fully Assembled (Casters Field Installed)

## Color Options

### Base Color Options



WALNUT (537)



EMPIRE MAHOGANY (531)



WILD CHERRY (567)



FUSION MAPLE (560)



WHITE (664)



FASHION GREY (227)



SILVER (N99)



SLATE GREY (129)



BLACK (174)

### Worksurface Color Options



BLACK LODESTONE (N62)



SILVER (N99)



FUSION MAPLE (560)



WILD CHERRY (567)



WALNUT (537)



FASHION GREY (227)



WHITE (664)



GRAPHITE NEBULA (030)



GREY NEBULA (044)



EMPIRE MAHOGANY (531)

### Metallic Color Options (for Metal Modesty)



POLISHED BLACK (PBL)



POLISHED SILVER (PSL)



WHITE (WHT)



SLATE (SLL)

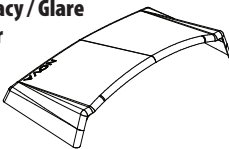
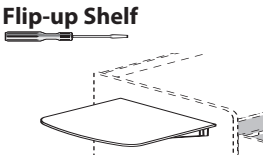
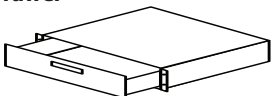
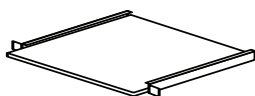
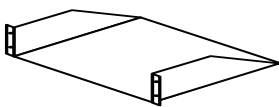
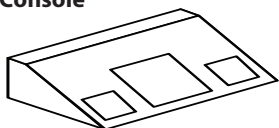

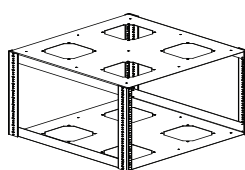
# Options & Accessories

## Factory Installed Accessories

**Must specify location of grommet / power center at time of order**

		Dimensions (in.)	Model
NOVA Keyboard Drawer		Keyboard length to fit desk ordered. Only ordered when NO Visual Display Option is chosen	
		24" - 34" wide	NK
Rectangular Wire Grommet		Rectangular black plastic grommet cover is removable for easy wire management	
		1 7/8" D x 3 1/4" W	WG1080
Star Cut Wire Grommet		Round black plastic grommet with rubber star cut opening allows more cords and cables to pass through	
		2 3/4" Diameter	RWGSC
Pop-up Power Center		Two grounded outlets. Fluid one touch accessibility. 6ft, 15 Amp cord. UL listed.	
		3 3/4" D x 5" W	11225PP
Pop-up Power / Data Center		One grounded outlet. One opening for voice/data jack. Voice/Data Adapter Kit (included) provides adapters for couplers & jacks from a variety of manufacturers. Fluid one touch accessibility. 6ft, 15 Amp cord. UL listed.	
		3 3/4" D x 5" W	11225PD
Pop-up Power / USB Charging Center		One grounded outlet. One USB charging duplex. Fluid one touch accessibility. 6ft, 15 Amp cord. UL Listed.	
		3 3/4" D x 5" W	11225PC
Round Flush Power Center		Two grounded outlets. Clean, flush mount. 6ft, 15 Amp cord. UL listed.	
		4" Diameter	3359PP
Round Flush Power / USB Charging Center		One grounded outlet. One USB charging duplex. Clean, flush mount. 6ft, 15 Amp cord. UL Listed.	
		4" Diameter	3359PC
Round Power Center		One grounded outlet. Features spill-proof technology. 6ft, 15 Amp cord. UL Listed.	
		2" Diameter	3825P

## Options for Lecterns

	D x W x H (in.)	ft <sup>3</sup> / lbs	Model
<b>Privacy / Glare Visor</b> 	21 & 24" Wide viewports 12 x 26 1/2 x 6		AC-1064
<b>Flip-up Shelf</b> 	Field installed on all but Sit-Stand Lecterns. Shipped Separately. Color matches worksurface of lectern ordered. Located 3" down from worksurface. For factory prep, must specify "U" on lectern model number for left-handed, or "V" on lectern model number for right-handed placement, or "B" on lectern model number for both left and right hand placement.  <b>For 21" D or 24" D Lectern:</b> Attaches to the LEFT side panel of Lectern 20 x 20 x 1      0.9 / 24 <b>66-SH202001L</b> Attaches to the RIGHT side panel of Lectern  <b>For 26" D, 30" D or 36" D Lectern:</b> Attaches to the LEFT side panel of Lecterns 22 x 20 x 1      1.0 / 24 <b>66-SH222001L</b> Attaches to the RIGHT side panel of Lecterns 22 x 20 x 1      1.0 / 24 <b>66-SH222001R</b>		
<b>2 Space Rack Drawer</b> 	Attaches to rack rails. Takes up 2 RU space. 50 lb. weight capacity. 20 x 15 x 3 1/2      10.4 / 20 <b>66-2DRAWER</b>		
<b>Sliding Shelf</b> 	Attaches to rack rails. 35 lb. weight capacity. 20 x 15 x 1      10.4 / 15 <b>66-SSHELF</b>		
<b>2 Space Rack Shelf</b> 	Attaches to rack rails. Takes up 2 RU space. 50 lb. weight capacity. 20 x 15 x 3 1/2      10.4 / 15 <b>66-2SHELF</b>		
<b>Removable Console</b> 	Black laminate box (Customer to provide cutouts needed) 11 x 15 x 6      2.0 / 20 <b>66-CONSOLE01</b>		
<b>Ventilation Fan</b> 	115V fan rated at 57 CFM. 30 dBA. Add (-VF) on lectern model number to be factory installed. Must also specify cutout location on lectern. 1 x 6 x 6      2.0 / 3 <b>66-FAN</b>		
<b>Rack Cube</b> 	All metal construction providing front and rear Rack Rails allowing rack storage mounting prior to installation in rack storage compartment. Standard Black metal. Available with 6 RU - 14 RU; height varies by RU count. <b>Complete Model number replacing blank "___" with desired RU</b> (Ex: 66-RRCUBE10 – 10 RU Rack Cube). <b>NOTE:</b> If ordering with a lectern, specify "-RR" at end of lectern model number. (Ex: 66-LP303047LM-RR)  19 1/8 x 19 1/2 x Varies <b>66-RRCUBE___</b>		