

NOVA

SOLUTIONS™

WWW.NOVADESK.COM

General Services Administration
Federal Supply Service
Authorized Federal Supply Schedule Price List
Prices Shown Herein are List (61.71% Discount)

Online access to contract ordering information, terms and conditions, up-to-date pricing and the option to create an electronic delivery order is available through GSA Advantage!®, a menu-driven database system.
The INTERNET address GSA Advantage!® is: GSAAvantage.gov.

MAS - Multiple Awards Schedule
FSC Group 71 - Furniture

Contract #: GS-28F-005GA

Contract Period: Feb. 24, 2017 - Feb. 23, 2027

*For more information on ordering from Federal Supply Schedules click on the FSS Schedules button at fss.gsa.gov Contractor: NOVA Solutions, Inc.
421 Industrial Avenue
Effingham, IL 62401

Manufactured by NOVA Solutions, Inc.
Phone: 800-730-6682
Fax: 800-940-6682
Email: sales@novasolutionsinc.com
Website: <http://www.novadesk.com>
Business Size: Small
DUNS: 19-433-1401
Cage Code: 07DR6
Price book issue date: April 2025

GOVERNMENT EDITION OF September 2022 COMMERCIAL CATALOG





World **Class** Creativity
Is Now in Session



A NOVA desk isn't simply a piece of classroom furniture...
It actively participates in your classroom.

We take creativity beyond the expected. A NOVA desk can serve as a computer station, a testing environment, or a traditional classroom. NOVA's Trolley Monitor Lift option (shown above) provides instructors and administrators the maximum flexibility in classroom design and use at the touch of a button. The Trolley Monitor Lift facilitates instruction and learning and is easily adaptable to other teaching programs and tools.

PRODUCTS

A/V Lecterns
Collaborative Tables
Classroom Work Stations
Study Carrels
Training Technology
Multi-Purpose Tables
Accessories

SERVICES

Training
Classroom design
Multi-purpose functionality
Multi-course adaptability
Variable training environments
Individualized solutions
Design to anticipate unique needs

PROJECTS

A business curriculum needed desktop computers with a mock stock trading wall. A school needed a traditional IT lab that could serve other course needs. A course required both desktop computer screens and lecture components without computer distraction. A law enforcement office needed a war room for crisis situations. The NOVA desk solution was adaptable for each.



*When you're looking for The Right Solution™
for your classroom, you can rely on NOVA.*

Contract #
GS-28F-005GA



sales@novasolutionsinc.com

1-800-730-6682
novadesk.com

NOVA Solutions, Inc.
421 Industrial Ave
Effingham, IL 62401

Terms & Conditions

GENERAL SERVICES ADMINISTRATION

CONTRACT NUMBER

GS-28F-005GA

CONTRACT PERIOD

February 24, 2017 - February 23, 2027

CONTRACTOR

NOVA Solutions, Inc.
421 Industrial Avenue
Effingham, Illinois 62401
Phone: 800-730-6682
Fax: 800-940-6682

BUSINESS SIZE

Small

WEBSITE

novadesk.com

PARTICIPATING DEALERS

Contact NOVA's Customer Support at 800-730-6682

AWARDED SPECIAL ITEM NUMBERS

33721 Office Furniture

OLM Order Level Materials

LOWEST PRICED ITEM NUMBERS

33721 BE41955 (\$3.06)

HOURLY RATES

Open Market

MAXIMUM ORDER LIMITATION

\$250,000.00

MINIMUM ORDER

\$100

GEOGRAPHIC COVERAGE

The United States (Alaska and Hawaii ship to closest port on west coast)

POINT OF PRODUCTION

Effingham, Illinois

PRICING

61.71% off List Price

QUANTITY DISCOUNTS

None Offered

PROMPT PAYMENT TERMS

Net 30 - Information for Ordering Offices: Prompt payment terms cannot be negotiated out of the contractual agreement in exchange for other concessions.

GOVERNMENT CREDIT CARDS

Government credit cards are accepted at no additional charge

FOREIGN ITEMS

None

TIME OF DELIVERY

50 days ARO, no expedited delivery (calendar days)

EXPEDITED DELIVERY

Open market

OVERNIGHT AND 2-DAY DELIVERY

None offered

URGENT REQUIREMENTS

None offered

FOB POINT

Destination (Except for shipments to Alaska and Hawaii)

EXPORT PACKAGING CHARGES

Open market

TERMS AND CONDITIONS OF GOVERNMENT PURCHASE CARD

No dollar limit, no negotiated payment discounts

TERMS AND CONDITIONS OF RENTAL, MAINTENANCE AND REPAIR

None offered

TERMS AND CONDITIONS OF INSTALLATION

Open market

TERMS AND CONDITIONS OF REPAIR PARTS

None offered

LIST OF SERVICE AND DISTRIBUTION POINTS

Open market

LIST OF PARTICIPATING DEALERS

None offered

PREVENTATIVE MAINTENANCE

Open market

ENVIRONMENTAL ATTRIBUTES, e.g. RECYCLED CONTENT, ENERGY EFFICIENCY, AND/OR REDUCED POLLUTANTS

NOVA is committed to protecting the environment. For NOVA's complete environmental information, contact the Customer Service Department at 800-730-6682.

SECTION 508 COMPLIANCE

None offered

DATA UNIVERSAL NUMBER SYSTEM (DUNS) NUMBER

19-433-1401

NOTIFICATION REGARDING REGISTRATION IN SYSTEM FOR AWARD MANAGEMENT (SAM) DATABASE.

SAM Compliant

ORDER PLACEMENT

NOVA requires that all orders be in writing and accompanied by a layout/drawing. This is to insure that orders are complete, avoid errors, and avoid duplication. Please order products by model numbers specified to avoid any possible error.

Terms & Conditions

GENERAL SERVICES ADMINISTRATION

Telephone orders will not be processed for production without proper written confirmation. NOVA cannot be held responsible for errors, omissions, and order duplication due to non-compliance with this procedure.

ORDERING ADDRESS

NOVA Solutions, Inc.
P.O. Box 725
421 Industrial Avenue
Effingham, Illinois 62401-0725
E-mail: Orders@novasolutionsinc.com

PAYMENT ADDRESS

NOVA Solutions, Inc.
P.O. Box 725
421 Industrial Avenue
Effingham, Illinois 62401-0725

FOR PROMPT DELIVERY, ALL ORDERS MUST INCLUDE:

- 1) Purchase order number
- 2) Attached layout/drawing
- 3) Billing address
- 4) Ship-to information and e-mail address
- 5) Special handling instructions
- 6) Complete model and finish number
- 7) Correct pricing
- 8) CPU / Monitor Dimensions (Where Applicable)

ORDER ACKNOWLEDGEMENT

Please notify NOVA immediately of any discrepancies in your order acknowledgement. The customer assumes all responsibility for order accuracy. NOVA does not assume responsibility for errors caused by miscommunications from the customer. Orders are accepted only by issuance of NOVA's formal acknowledgement. Orders are subject to the terms and conditions set forth herein, notwithstanding any variance in terms and conditions set forth on buyer's order forms. The order acknowledgement is the final confirmation of the agreement between the customer and NOVA and supersedes all prior oral and written statements regarding the order. Once the order confirmation has been sent, only NOVA approved and signed modifications will supersede the original confirmation.

DIMENSIONS/SPECIFICATIONS/FINISHES

All dimensions are approximate and may vary due to technique of each craftsman. If exact dimensions are required, it is necessary for the customer to state such specifications with the order. Detailed specifications sheets are available for each series of goods, and customer should consult NOVA's customer service department for these specification sheets. NOVA reserves the right to make changes in dimensions, style, or specifications if NOVA believes these changes will improve the goods' quality or appearance.

ORDER CHANGES

Upon acknowledgement of an order, NOVA may not be able to accept a change order. NOVA will not accept changes on specials or customer items once production begins. Every attempt to make the requested change will be made and the following conditions apply:

- 1) Requested changes must be submitted in writing
- 2) Additional charges for materials, labor, and administrative costs may be charged
- 3) Completion dates may be rescheduled as required based on changes

CANCELLATION POLICY

Prior to production, no charges to the customers. After this period, the Federal customer will be charged all actual costs incurred if items are not sold within a six month period.

STORAGE FEES

Open market

SHIPPING INFORMATION

NOVA Solutions products are shipped via contract carriers. NOVA's product pricing is dock delivered, based on standard delivery between normal business hours Monday through Friday, excluding weekends and holidays. Any charges arising from failure to meet shipments, rerouting while in transit, or carrier shortage charges are the responsibility of the customer. Detention charges will be incurred for untimely off-loading of product or other time delays incurred. Customer pick ups are handled on an appointment basis. Please contact NOVA Customer Service to schedule appointment.

Loss, Damage or Delay: NOVA shall not be liable for loss, damage or delay resulting from causes beyond its reasonable control, including but not limited to fire, strike, inclement weather, accidents, or delay in transportation. In the event of a delay, due to any such cause, the delivery date will be postponed.

Shortages: If the shipment is not delivered in accordance with the quantity of cartons and packages shown on the Bill of Lading and/or Freight Bill, do not accept it until such shortages are noted on both documents.

Open Market Shipping Fees

Handling Fee (all orders not able to be shipped via small parcel carriers): All orders under \$30,000 list will incur \$200 handling fee

Call Before Delivery (CBD) fee: \$30 per order and location

Multiple site deliveries: \$100 per order and location drop charge

Non-Standard Detention Time: \$100 per hour after two hours for each delivery location

Delivery Time (outside normal delivery hours): Contact Customer Support for charges and availability

Fuel Surcharge: A fuel surcharge will be added to all items shipped via small parcel carriers.

Residential Deliveries: Additional charge will apply, contact Customer Support for more information.

UNCARTONED OR BLANKET WRAPPED

NOVA Solutions, Inc. uses the finest packing and cartoning. No blanket wrapped orders will be allowed.

DAMAGED MERCHANDISE

All merchandise is carefully packed and thoroughly inspected prior to shipment. Responsibility for its safe delivery is assumed by the carrier. Please inspect the merchandise immediately upon receipt. If shipment arrives short or obviously freight-damaged, notate immediately on freight bill so claim can be filed with the carrier. In the event of concealed damage, take pictures immediately and **notify NOVA within 7 days of receipt**. All cartons and packaging must be kept with the merchandise at the delivered location. Failure to comply will void any recourse to NOVA Solutions or the carrier. Failure to report damage within 7 days after receipt of merchandise constitutes acceptance and a waiver of any such claim.

RETURN POLICY

NOVA Solutions, Inc. will not accept the return of any merchandise for any reason unless prior written approval, including a Returned Material Authorization number (RMA), is issued by NOVA Solutions, Inc. Special order items may not be returned for credit. If merchandise is approved for return, the restocking fee of 25% will be applied. No returns will be allowed after sixty (60) days from the ship date. Upon receipt, all returned merchandise will be thoroughly inspected, and any discrepancies will result in an adjustment in the amount of credit issued.

RESULTS AND ALLOWANCES

NOVA will not make allowances for trip or delivery charges, but will only make allowance for actual work performed to correct manufacturing defects. Allowances may be authorized only by a company officer. It is the responsibility of the field sales representative to inspect any

Terms & Conditions

GENERAL SERVICES ADMINISTRATION

defective merchandise and make suggestions and recommendations as to the proper disposition. Field personnel cannot obligate or bind the company by definite agreement, without final authorization by a company officer. NOVA will not accept automatic charge backs which do not have prior authorization. All defects must be called to the company's attention upon arrival at the customer's "ship to" destination. To initiate any type of claim or request for parts, it is imperative to have the model number.

NOVA'S PERFORMANCE OF ITS OBLIGATION

The production and delivery of the goods to the extent delayed or hindered or prevented from the performance by reason of natural disasters, acts of God, strikes, lockouts, labor troubles, inability to procure materials, casualties, failure of power, restrictive governmental laws or regulations, riots, insurrections, acts of terrorism, war or other reason of a like nature not the fault of NOVA shall excuse for the period of the delay NOVA's performance and the period for the performance shall be extended for a period equivalent to the period of such delay.

WARRANTY PROVISION

LIMITED LIFETIME WARRANTY: NOVA Solutions warrants that its products are free from defects in materials and workmanship given normal use and care for the lifetime of service; proof of delivery being the only official document accepted by NOVA for any claim. In the event that a product is used more than normal use, the applicable warranty period may be reduced.

This warranty is made by NOVA Solutions to the original customer for as long as the original customer owns and uses the product. NOVA Solutions' warranty is only valid if the products are given normal and proper use, and installed in accordance with NOVA Solutions' installation and/or application guidelines, and installed by an authorized NOVA Solutions' dealer or agent. NOVA Solutions assumes no responsibility for repairs to products sustaining damages resulting from end-user modifications, attachments to a product, misuse, abuse, alteration, or negligence.

This warranty is subject to the limitations, exclusions, and other provisions provided below:

- Twenty-five years: Thermofused laminate
- Twenty years: Drawer slides
- Ten years: Locks
- Five years: Downview™ technology with flat panel monitor Flat Panel Display Security Arm, high-pressure laminate, casters, fabrics, electrical components, PVC extrusions, adjustable surface mechanisms, and accessories.
- Three years: The Trolley™ E and The Trolley™ EXL with Intelligent Motion Technology and NOVALinked™ Components:
Three years for parts and repair labor plus optional extended warranty available for purchase.
Additional installation labor charges may not be covered by this warranty. Variation in finishes is characteristic, in terms of color & texture, and does not constitute a defect.
- Five years: Electric Lift for Sit-Stand Units:
Five years for parts and repair labor.
Additional installation labor charges may not be covered by this warranty. Variation in finishes is characteristic, in terms of color & texture, and does not constitute a defect.

As your manufacturer, NOVA Solutions stands behind our quality products and will do everything possible to resolve any problems that might arise within the terms of this warranty.

For more information, or to file a warranty claim, please contact NOVA Solutions' Customer Support at 800-730-6682.

GOVERNING LAW

This contract shall be construed and governed in accordance with the laws and regulations of the state of Illinois. Customer agrees to submit to the jurisdiction of and agrees all lawsuits relating to any disputes between the customer and the company will be brought only in a state court located in Effingham County, Illinois or the United States District Court for Marion, Illinois. The customer hereby waives the right to a trial by jury in any action, proceeding, claim, or counter-claim whether in contract or tort, at law or in equity, arising out of or relating in any way to these terms and conditions and all other disputes between the parties.

REMEDIES

The remedies herein reserved shall be cumulative, and additional to any other or further remedies provided in law or equity. No waiver of a breach of any provision of these terms and conditions shall constitute waiver of any other breach or of such provision.

LIMITATION OF LIABILITY

NOVA shall not under any circumstances be liable to the customer, owner of the goods or any third party for special, indirect, incidental, or consequential damages, including, without limitation, loss of profits or revenues, loss or damage to other property or equipment, cost of capital or of purchased or replacement goods, or expense, delay, or inconvenience cause by or arising from the purchase, sale, use, repair or inability to use the goods or by any performance or non-performance under, or breach of, these terms and conditions. NOVA's sole liability for any defective goods shall be its repair or its replacement pursuant to the express warranties set forth above, or if amended, as applicable at the time of manufacture or repair of the goods. Some states do not allow the exclusion or limitation of incidental or consequential damages, so the above limitations or exclusion may not apply to all customers. Any action resulting from any breach on the part of NOVA as to the goods or services delivered here under must be commenced within one year after the cause of action has occurred.

Procurement Information

CONTRACT: GS-28F-005GA LAMINATE FURNITURE

CONTRACTOR: NOVA Solutions, Inc.

VENDOR BLOCK: c/o Assisting Dealer
421 Industrial Avenue
P.O. Box 725
Effingham, IL 62401

DATES: **GS-28F-005GA:** Feb. 24, 2017 - Feb. 23, 2027

TIN: 37-1343933

DUNS: 19-433-1401

CAGE CODE: 07DR6

NAICS CODE: 337211 - Wood Office Furniture Manufacturing

TERMS: Net 30

FOB POINT: Destination (Except for shipments to Alaska and Hawaii)

BUSINESS SIZE: Small

Product Benefits

Integrated Furniture Features

Extensive Product Portfolio

NOVA Solutions is proud to offer a diverse product portfolio in high-quality laminate, targeting markets that include office, education, training, hospitality, and health care. GSA and State Contracts allow government agencies to participate in NOVA's extensive offering. Architects and designers are critical contacts and liaisons for specifying "The Right Solutions™" from NOVA's unique product portfolio.

Exceptional Quality

Quality furniture shipped complete and on time is the standard of excellence required with customers to even be considered a viable offering. NOVA partners with quality suppliers that demand this same philosophy. NOVA's extensive investment in the latest state-of-the-art machining technology provides unlimited flexibility while insuring we exceed our promised fit and finish. Attention to detail at every level in the manufacturing process is a requirement. "Would I spend my money to buy that finished product?" is the final quality check.

Durable Construction

Durability and strength are necessities for the utmost value in quality furniture. Our durable thermofused laminate components provide that strength, coupled with our metal-to-metal hardware assembly. Added rigidity is integrated through framed and recessed back panels. Our first-class engineering ensures every product's design includes maximum durability and strength.

Integrated Technology

Our various Visual Display Options (The Trolley™, Downview™, and Surface Mount Arm for example) are unique solutions that differentiate NOVA from any other furniture manufacturer. The Trolley™ Personal Monitor Arm System with Intelligent Motion Technology™ is the latest addition to the family. The Trolley™ is a mainstream solution allowing you to view your flat panel display in its normal position. Then with the push of a button, your monitor recedes below the work surface allowing full utilization of the work area. Whereas our Downview™ technology positions your flat panel display below the work surface at a natural reading angle while also allowing you to use the entirety of the workspace in addition to the display. We also offer our Surface Mount Arm that allows you to secure your display in an upright position above the worksurface.

Quality Look

Attention to detail integrated throughout our product portfolio creates a quality look. Overlapped drawer and door designs in our office solutions products ensure the proper fit for every function. Matching edge banding on all surfaces allows a seamless view that accentuates the product's clean lines. Our Classroom Training Series gets high marks for providing a clear, crisp design that allows our Visual Display Options to blend in perfectly.

Multiple Selections

NOVA Solutions' comprehensive product portfolio confirms your only limitation is your imagination. Impress others with a vast variety of components with multiple options that fit your every need — from the back room to the boardroom. Now you can maintain a consistent company image that matches your facility and its function. Make your furniture an essential element of your productive environment!

Unlimited Flexibility

Throughout each product offering, unlimited flexibility gives you colors and shapes that can be mixed or matched to fit your style in any working or learning environment. Enjoy the freedom to create your own environment!

Customer Friendly

The majority of NOVA Solutions' furniture is shipped assembled, ready-to-install in your working or learning environment. Those components that require some assembly are designed to fit together with simplicity and minimal effort.



NOVA Solutions takes our environmental accountability seriously with regards to our daily processes and products we produce. It is our corporate responsibility to our employees, customers, and community. We maintain the highest sensitivity and follow-through in preserving our natural resources today, and more importantly, for our future generations.

We have chosen suppliers that share this same commitment. Particleboard, the foundation of our furniture design, is manufactured from 100% recycled post-industrial materials. We ensure it is low formaldehyde emission particleboard, use water-based adhesives that are non-toxic in lamination, and band any exposed edges to seal the substrate.

To reduce materials in landfill sites, we integrate remaining cuttings into smaller products or packaging material. Our sawdust is recycled for use on local farms. We use recycled cardboard in all our packaging. NOVA also recycles cardboard, paper, plastics, steel, and aluminum. Even our Visual Display Options (Downview™ technology and The Trolley™) are completely recyclable.

NOVA continually evaluates all initiatives for improving our environmental accountability while providing the highest quality products to our customers.

Contents



Classroom Training
Page 2

AV Lecterns & Podiums
Page 25

Collaboration & Conference
Page 35

Gaming Desks
Page 44

Retrofit Kits
Page 48

Accessories
Page 60

Classroom Training





Classroom Training

These products are uniquely suited for the following environments...

- K-12 Classrooms
- College & University Classrooms
- Technical Schools
- Private Training & Tutoring Companies
- Lecture Halls
- Testing Centers
- Corporate Training Rooms
- Government Training Facilities
- Government & Private Security Centers
- Libraries
- Computer Labs
- Common Areas & Lobbies
- Healthcare Facilities
- Correctional Institutions

Smart tools. Smart thinking.

Computer Training Desks

with iMod™ Wire Management System

Features

- Solutions for a wide variety of environments
- Visual Display Options available
- ADA compliant desks available
- Standard edge detail: 2mm Flat PVC. Matching edge banding colors
- Thermofused Melamine Worksurface; 1" Thick
- iMod™ compartment with removable modesty panels (locking optional; available in laminate or metal) for easy wire management
- Wire management system and power strip included per user
- CPU Shelf
- Manufactured with recycled post-industrial materials
- Ships assembled

How To Order

1. Select model number

Ex: 46-SL303630RX

- To specify an **ADA Height** unit, change height from 30 to **32** in model number and add \$215 for single desk or \$322 for double desk

ADA Height Example: 46-SL3036**32**RX

2. Select laminate base and worksurface color (see page 62)

Ex: **227** **044**
Base Worksurface

3. Select laminate base color for removable laminate iMod™ modesty or metal color (see page 63) for removable metal iMod™ modesty

Ex: 227 (Fashion Grey laminate color for laminate modesty)
PSL (Polished silver metal color for metal modesty)

Optional Selections:

4. Select Visual Display Options (see page 12)

Ex: TE0728NK (The Trolley™ EXL with NOVA keyboard drawer)

5. Select Desk Options & Factory Installed Accessories (see page 11)

Ex: RWGSC (Star cut wire grommet)

Note: To indicate no power strip, add "-X" to model number and deduct \$50 for a single desk and \$100 for a double desk.

Model Number Structure



46-SL303630RX

46

Series

- SL

Type

SL=Single desk/
Laminate iMod™
DL=Double desk/
Laminate iMod™
SM=Single desk/
Metal iMod™
DM=Double desk/
Metal iMod™

303630

Size

D x W x H

RX

CPU

Location
RX=Right
LX=Left
XX=No CPU

Visual Display Options

The Trolley™ Monitor Lift System

Maximum dimensions for widescreen:

E: 2 ½" D x 18 7⁄8" W x 14 ½" H (63.5mm D x 479.4mm W x 368.3mm H)

EXL: 2 ½" D x 22 7⁄8" W x 14 ½" H (63.5mm D x 581mm W x 368.3mm H)

NOTE: Maximum distance from center of wall mount VESA plate to bottom of monitor is 6 ¾" (171mm)

The Trolley™ Lift

Maximum dimensions for monitor with base removed:

32"/63" W Desks: 6" D x 25" W x 15 ½" H (152.4mm D x 635mm W x 393.7mm H)

36"/71" W Desks: 6" D x 29" W x 15 ½" H (152.4mm D x 736.6mm W x 393.7mm H)

42" W Desks: 6" D x 35" W x 15 ½" H (152.4mm D x 889mm W x 393.7mm H)

48" W Desks: 6" D x 41" W x 15 ½" H (152.4mm D x 1041.4mm W x 393.7mm H)

NOTE: Maximum distance from center of wall mount VESA plate to bottom of monitor is 6 ¾" (171mm). Max monitor weight supported is 21 lbs. Some restrictions apply.

Available with  **NOVA Linked™** To order, see page 22.

Downview™

Maximum monitor dimensions:

16x21 widescreen viewport: 20 1⁄8" W x 12 ½" H (511mm W x 318mm H)

18x21 widescreen viewport: 20 1⁄8" W x 14 ½" H (511mm W x 368mm H)

21x24 widescreen viewport: 23 1⁄8" W x 19" H (587mm W x 482mm H)

Surface Mount Arm

Maximum monitor dimensions:

Surface Mount Arm: Up to 24" widescreen

Articulating Surface Mount Arm: Up to 35" widescreen

Maximum monitor weight:

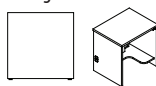
Surface Mount Arm: 21 lbs

Articulating Surface Mount Arm: 33 lbs

End Panel Styles *Straight End Panels are standard*

Standard

Straight End Panels



Optional

Contoured End Panels - Specify "S"



Add \$108 list for single and \$161 list for double desk

Grommets

Standard grommets in end panels are rectangular black plastic.

CPU Storage (Some larger CPU's may fit. Contact Customer Service for more information)

The Trolley™ CPU Size Table				
Trolley Model	Desk Width	CPU Width	CPU Height	CPU Depth
TE0724	All Desk Widths	7 1⁄8"	15 7⁄8"	20"
TE0728	32"	4 1⁄8"	14 1⁄8" (24"/26"D) 15 7⁄8" (30" D)	20"
TE0728	36"	7 1⁄8"	15 7⁄8"	20"
TE0728	42"	7 1⁄8"	15 7⁄8"	20"
TE0728	63"	4 1⁄8"	14 1⁄8" (24"/26"D) 15 7⁄8" (30" D)	20"
TE0728	71"	7 1⁄8"	15 7⁄8"	20"

Some larger CPUs may fit. Contact Customer Support for more information.

Downview™ CPU Widths

21" Wide Viewport

30" W Desks = 5 3⁄8"

32" W Desks = 7 7⁄16"

36" W Desks = 8 1⁄2"

42" W Desks = 8 1⁄2"

24" Wide Viewport

30" W Desks = 1 7⁄8"

32" W Desks = 4"

36" W Desks = 6 3⁄4"

42" W Desks = 8 1⁄2"

63" W Desks = 7 7⁄16"

71" W Desks = 8 1⁄2"

63" W Desks = 4"

71" W Desks = 6 3⁄4"

Standard & Surface Mount Arm

CPU Widths

All Desk Widths = 8 1⁄2"

ADA Electric Lift Desks

Contact Customer Service for
CPU Widths.

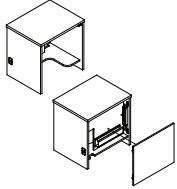
Computer Training Desks

with iMod™ Wire Management System

Computer Training Desks with Laminate iMod™ Modesty

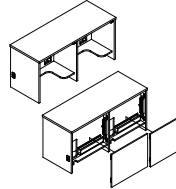
• Standard CPU storage shelf right • Change "RX" to "LX" for Left CPU storage shelf or "XX" for no CPU storage shelf
CPU Storage Shelf Widths: See page 4 • Options & Factory Installed Accessories Available: See page 11

Single Desks - Laminate Modesty



D x W x H (in.)	ft ³ / lbs	Model	List Price
24 x 32 1/8 x 30	16.4 / 125	46-SL243230RX	\$770
24 x 36 1/8 x 30	18.3 / 133	46-SL243630RX	\$784
24 x 42 1/8 x 30	21.2 / 144	46-SL244230RX	\$1,019
26 x 32 1/8 x 30	17.7 / 130	46-SL263230RX	\$810
26 x 36 1/8 x 30	19.8 / 138	46-SL263630RX	\$826
26 x 42 1/8 x 30	22.9 / 150	46-SL264230RX	\$1,058
30 x 32 1/8 x 30	20.2 / 140	46-SL303230RX	\$852
30 x 36 1/8 x 30	22.6 / 148	46-SL303630RX	\$864
30 x 42 1/8 x 30	26.1 / 161	46-SL304230RX	\$1,097

Double Desks - Laminate Modesty

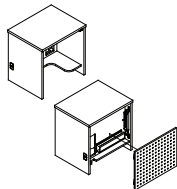


D x W x H (in.)	ft ³ / lbs	Model	List Price
24 x 63 x 30	31.3 / 232	46-DL246330RX	\$1,498
24 x 71 x 30	35.2 / 248	46-DL247130RX	\$1,544
26 x 63 x 30	33.8 / 240	46-DL266330RX	\$1,570
26 x 71 x 30	37.9 / 256	46-DL267130RX	\$1,626
30 x 63 x 30	38.6 / 257	46-DL306330RX	\$1,641
30 x 71 x 30	43.3 / 273	46-DL307130RX	\$1,666

Computer Training Desks with Perforated Metal iMod™ Modesty

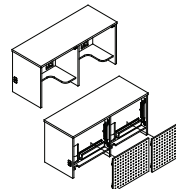
• Standard CPU storage shelf right • Change "RX" to "LX" for left CPU storage shelf or "XX" for no CPU storage shelf
CPU Storage Shelf Widths: See page 4 • Options & Factory Installed Accessories Available: See page 11

Single Desks - Perforated Metal Modesty



D x W x H (in.)	ft ³ / lbs	Model	List Price
24 x 32 1/8 x 30	16.4 / 125	46-SM243230RX	\$1,245
24 x 36 1/8 x 30	18.3 / 133	46-SM243630RX	\$1,313
24 x 42 1/8 x 30	21.2 / 144	46-SM244230RX	\$1,544
26 x 32 1/8 x 30	17.7 / 130	46-SM263230RX	\$1,315
26 x 36 1/8 x 30	19.8 / 138	46-SM263630RX	\$1,386
26 x 42 1/8 x 30	22.9 / 150	46-SM264230RX	\$1,630
30 x 32 1/8 x 30	20.2 / 140	46-SM303230RX	\$1,459
30 x 36 1/8 x 30	22.6 / 148	46-SM303630RX	\$1,540
30 x 42 1/8 x 30	26.1 / 161	46-SM304230RX	\$1,809

Double Desks - Perforated Metal Modesty



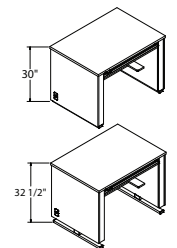
D x W x H (in.)	ft ³ / lbs	Model	List Price
24 x 63 x 30	31.3 / 232	46-DM246330RX	\$2,279
24 x 71 x 30	35.2 / 248	46-DM247130RX	\$2,415
26 x 63 x 30	33.8 / 240	46-DM266330RX	\$2,401
26 x 71 x 30	37.9 / 256	46-DM267130RX	\$2,546
30 x 63 x 30	38.6 / 257	46-DM306330RX	\$2,667
30 x 71 x 30	43.3 / 273	46-DM307130RX	\$2,828

ADA Computer Training Desks with Electric Lifts

Electrically adjustable from base height 30" with 2 1/2" travel.

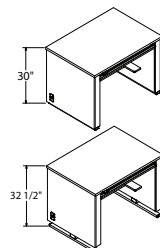
• Standard CPU storage shelf right • Change "AD" to "AX" for no CPU storage shelf and add "-L" for left CPU storage shelf
• CPU Storage Shelf Widths: Contact Customer Service • Options & Factory Installed Accessories Available: See page 11
• FPA2124NK only available in 42" W units. NOTE: ADA Lift / Column Legs are standard Polished Black metal.

Laminate Modesty



D x W x H (in.)	ft ³ / lbs	Model	List Price
24 x 38 1/4 x 30	18.3 / 133	46-SL243630AD	\$4,629
24 x 42 1/8 x 30	21.2 / 144	46-SL244230AD	\$4,854
26 x 38 1/4 x 30	19.8 / 138	46-SL263630AD	\$4,669
26 x 42 1/8 x 30	22.9 / 150	46-SL264230AD	\$4,890
30 x 38 1/4 x 30	22.6 / 140	46-SL303630AD	\$4,705
30 x 42 1/8 x 30	26.1 / 148	46-SL304230AD	\$4,928

Perforated Metal Modesty



D x W x H (in.)	ft ³ / lbs	Model	List Price
24 x 38 1/4 x 30	18.3 / 133	46-SM243630AD	\$5,134
24 x 42 1/8 x 30	21.2 / 144	46-SM244230AD	\$5,354
26 x 38 1/4 x 30	19.8 / 138	46-SM263630AD	\$5,204
26 x 42 1/8 x 30	22.9 / 150	46-SM264230AD	\$5,437
30 x 38 1/4 x 30	22.6 / 140	46-SM303630AD	\$5,350
30 x 42 1/8 x 30	26.1 / 148	46-SM304230AD	\$5,607

Computer Training Desks

with iMod™ Wire Management System

48" W Computer Training Desks - Monitor Center

- Standard CPU storage shelf right · Change "RXC" to "LXC" for CPU storage shelf left or "XXC" for no CPU storage shelf
- CPU Storage Shelf Width: 11" · Options & Factory Installed Accessories Available: See page 11

Laminate Modesty



D x W x H (in.)	ft ³ / lbs	Model	List Price
24 x 48 1/8 x 30	24.1 / 139	46-SL244830RXC	\$1,224
30 x 48 1/8 x 30	29.7 / 156	46-SL304830RXC	\$1,303
36 x 48 1/8 x 30	35.2 / 173	46-SL364830RXC	\$1,542

Perforated Metal Modesty



D x W x H (in.)	ft ³ / lbs	Model	List Price
24 x 48 1/8 x 30	24.1 / 139	46-SM244830RXC	\$1,575
30 x 48 1/8 x 30	29.7 / 156	46-SM304830RXC	\$1,655
36 x 48 1/8 x 30	35.2 / 173	46-SM364830RXC	\$1,892

ADA Compliant Computer Training Desks - Monitor Center

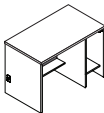
- Standard CPU storage shelf right · Change "RXC" to "LXC" for CPU storage shelf left or "XXC" for no CPU storage shelf
- CPU Storage Shelf Width: 11" · Options & Factory Installed Accessories Available: See page 11

Laminate Modesty



D x W x H (in.)	ft ³ / lbs	Model	List Price
30 x 48 1/8 x 32	31.5 / 165	46-AL304832RXC	\$1,519

Perforated Metal Modesty

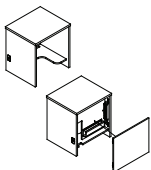


D x W x H (in.)	ft ³ / lbs	Model	List Price
30 x 48 1/8 x 32	31.5 / 165	46-AM304832RXC	\$1,871

30" Wide Computer Training Desks

Trolley™ E, EXL and 21x24 Downview™ not available on 30" W Computer Desks

- Standard CPU storage shelf right · Change "RX" to "LX" for left CPU storage shelf or "XX" for no CPU storage shelf
- CPU Storage Shelf Width: See page 4 · Options & Factory Installed Accessories Available: See page 11



D x W x H (in.)	ft ³ / lbs	Model	List Price
Laminate Modesty			
24 x 30 1/2 x 30	16.4 / 125	46-SL243030RX	\$730
26 x 30 1/2 x 30	17.7 / 130	46-SL263030RX	\$771
30 x 30 1/2 x 30	20.2 / 135	46-SL303030RX	\$810

Perforated Metal Modesty

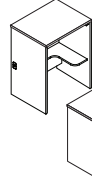
D x W x H (in.)	ft ³ / lbs	Model	List Price
24 x 30 1/2 x 30	16.4 / 125	46-SM243030RX	\$1,205
26 x 30 1/2 x 30	17.7 / 130	46-SM263030RX	\$1,274
30 x 30 1/2 x 30	20.2 / 135	46-SM303030RX	\$1,419

Teacher's Stand-up Computer Desks

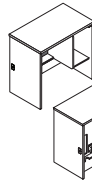
- Standard CPU storage shelf right · Change "RX" to "LX" for left CPU storage shelf or "XX" for no CPU storage shelf
- CPU Storage Shelf Width: See page 4 · Options & Factory Installed Accessories Available: See page 11

NOTE: Not available with (-S) Contoured End Panels

Laminate Modesty



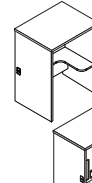
D x W x H (in.)	ft ³ / lbs	Model	List Price
24 x 36 1/8 x 40	24.1 / 130	46-SL243640RX	\$1,254
24 x 42 1/8 x 40	27.9 / 152	46-SL244240RX	\$1,467
24 x 48 1/8 x 40	31.6 / 158	46-SL244840RX	\$1,536
30 x 36 1/8 x 40	29.6 / 149	46-SL303640RX	\$1,318
30 x 42 1/8 x 40	34.3 / 172	46-SL304240RX	\$1,533
30 x 48 1/8 x 40	38.9 / 179	46-SL304840RX	\$1,603



D x W x H (in.)	ft ³ / lbs	Model	List Price
36 x 36 1/8 x 40	35.1 / 176	46-SL363640RX	\$1,734
36 x 42 1/8 x 40	40.7 / 193	46-SL364240RX	\$1,809
36 x 48 1/8 x 40	46.2 / 200	46-SL364840RX	\$1,893

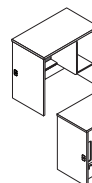
48" W Desk
CPU Width: 11"

Perforated Metal Modesty



D x W x H (in.)	ft ³ / lbs	Model	List Price
24 x 36 1/8 x 40	24.1 / 130	46-SM243640RX	\$1,604
24 x 42 1/8 x 40	27.9 / 152	46-SM244240RX	\$1,818
24 x 48 1/8 x 40	31.6 / 158	46-SM244840RX	\$1,887
30 x 36 1/8 x 40	29.6 / 149	46-SM303640RX	\$1,669
30 x 42 1/8 x 40	34.3 / 172	46-SM304240RX	\$1,885
30 x 48 1/8 x 40	38.9 / 179	46-SM304840RX	\$1,953

36" W & 42" W
Desk



D x W x H (in.)	ft ³ / lbs	Model	List Price
36 x 36 1/8 x 40	35.1 / 176	46-SM363640RX	\$2,084
36 x 42 1/8 x 40	40.7 / 193	46-SM364240RX	\$2,160
36 x 48 1/8 x 40	46.2 / 200	46-SM364840RX	\$2,244

48" W Desk
CPU Width: 11"

Flip-up shelf



ASSEMBLY REQUIRED

Shipped Separately. Color matches worksurface of desk ordered. Located 3" down from worksurface. Includes Star cut wire grommet on end panel for wire management.

D x W x H (in.)	ft ³ / lbs	Model	List Price
For 24" & 26" Deep Desks			
Left Flip-up Shelf:			
20 x 20 x 01	1.0 / 14	46-SH202001L	\$660
Right Flip-up Shelf:			
20 x 20 x 01	1.0 / 14	46-SH202001R	\$660

For 30" Deep Desks

Left Flip-up Shelf:			
22 x 20 x 01	1.0 / 14	46-SH222001L	\$660
Right Flip-up Shelf:			
22 x 20 x 01	1.0 / 14	46-SH222001R	\$660

Computer Training Desks with Dual Trolley™ Monitor Lift

and iMod™ Wire Management System

Products listed on this page are
Not on GSA Contract

How To Order

1. Select model number

Ex: 47-SL305830RX-TDV0728NK

- To specify an **ADA Height** unit, change height from 30 to **32** in model number and add \$215

ADA Height Example: 47-SL305832RX-TDV0728NK

2. Select laminate base and worksurface color (see page 62)

Ex: 227 044
Base Worksurface

3. Select laminate base color for removable laminate iMod™ modesty or metal color (see page 63) for removable metal iMod™ modesty

Ex: 227 (Fashion Grey laminate color for laminate modesty)
PSL (Polished silver metal color for metal modesty)

Optional Selections:

4. Select Desk Options & Factory Installed Accessories (see page 11)

Ex: RWGSC (Star cut wire grommet)

Model Number Structure

47 - SL 305030 RX - TDV0724NK

Series	Type	Size	CPU Location	Visual Display Option
SL=Single desk/ Laminate iMod™	SM=Single desk/ Metal iMod™	D x W x H	RX=Right LX=Left XX=No CPU	TDV0724NK=Dual Trolley™ E w/ NOVA Keyboard Drawer TDV0728NK=Dual Trolley™ EXL w/ NOVA Keyboard Drawer

Available with  **NOVA Linked™** To order, see page 22.

Max Monitor Dimensions

TDV0724 Dual Trolley™ E: 2 ½" D x 18 ¾" W x 14 ½" H per monitor
(63.5mm D x 479.4mm W x 368.3mm H)

TDV0728 Dual Trolley™ EXL: 2 ½" D x 22 ¾" W x 14 ½" H per monitor
(63.5mm D x 581mm W x 368.3mm H)

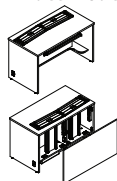
Computer Training Desks with Dual Trolley™ Monitor Lift

- Standard CPU storage shelf right · Change "RX" to "LX" for left CPU storage shelf or "XX" for no CPU storage shelf
- CPU Storage Shelf Width: 4 ½" · Options & Factory Installed Accessories Available: See page 11

Dual Trolley™ E

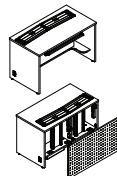
Laminate Modesty

D x W x H (in.)	ft ³ / lbs	Model	List Price
26 x 49 ½ x 30	30.1 / 250	47-SL265030RX-TDV0724NK	\$5,484
30 x 49 ½ x 30	34.4 / 260	47-SL305030RX-TDV0724NK	\$5,545



Perforated Metal Modesty

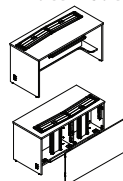
26 x 49 ½ x 30	30.1 / 250	47-SM265030RX-TDV0724NK	\$6,343
30 x 49 ½ x 30	34.4 / 260	47-SM305030RX-TDV0724NK	\$6,612



Dual Trolley™ EXL

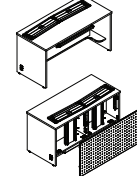
Laminate Modesty

D x W x H (in.)	ft ³ / lbs	Model	List Price
26 x 58 ½ x 30	35.1 / 270	47-SL265830RX-TDV0728NK	\$6,540
30 x 58 ½ x 30	40.1 / 280	47-SL305830RX-TDV0728NK	\$6,601



Perforated Metal Modesty

26 x 58 ½ x 30	35.1 / 270	47-SM265830RX-TDV0728NK	\$7,399
30 x 58 ½ x 30	40.1 / 280	47-SM305830RX-TDV0728NK	\$7,668



ADA Electric Lift Computer Training Desks with Dual Trolley™ Monitor Lift

Electrically adjustable from base height 30" with 2 ½" travel.

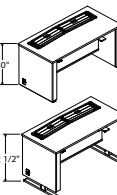
- Standard CPU storage shelf right · Change "AD" to "AX" for no CPU storage shelf and add "-L" for left CPU storage shelf
- CPU Storage Shelf Widths: Contact Customer Service · Options & Factory Installed Accessories Available: See page 11

NOTE: ADA Lift / Column Legs are standard Polished Black metal.

Dual Trolley™ E

Laminate Modesty

D x W x H (in.)	ft ³ / lbs	Model	List Price
26 x 55 ½ x 30	33.2 / 260	47-SL265530AD-TDV0724NK	\$11,583
30 x 55 ½ x 30	37.9 / 270	47-SL305530AD-TDV0724NK	\$11,640



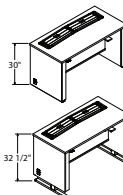
Perforated Metal Modesty

26 x 55 ½ x 30	33.2 / 260	47-SM265530AD-TDV0724NK	\$12,442
30 x 55 ½ x 30	37.9 / 270	47-SM305530AD-TDV0724NK	\$12,710

Dual Trolley™ EXL

Laminate Modesty

D x W x H (in.)	ft ³ / lbs	Model	List Price
26 x 64 ½ x 30	38.1 / 280	47-SL266430AD-TDV0728NK	\$12,639
30 x 64 ½ x 30	43.6 / 290	47-SL306430AD-TDV0728NK	\$12,697



Perforated Metal Modesty

26 x 64 ½ x 30	38.1 / 280	47-SM266430AD-TDV0728NK	\$13,498
30 x 64 ½ x 30	43.6 / 290	47-SM306430AD-TDV0728NK	\$13,766

Curved Computer Training Desks

with iMod™ Wire Management System

How To Order

1. Select model number

Ex: 46-CL303630RX60

- To specify an **ADA Height** unit, change height from 30 to **32** in model number and add \$215 for single desk or \$322 for double desk

ADA Height Example: 46-CL303632RX60

2. Select laminate base and worksurface color (see page 62)

Ex: 227 044
Base Worksurface

3. Select laminate base color for removable laminate iMod™ modesty or metal color (see page 63) for removable metal iMod™ modesty

Ex: 227 (Fashion Grey laminate color for laminate modesty)

PSL (Polished silver metal color for metal modesty)

Optional Selections:

4. Select Visual Display Options (see page 12)

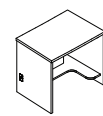
Ex: TE0728NK (The Trolley™ EXL with NOVA keyboard drawer)

5. Select Desk Options & Factory Installed Accessories (see page 11)

Ex: RWGSC (Star cut wire grommet)

Note: To indicate no power strip, add "-X" to model number and deduct \$50 for a single desk and \$100 for a double desk.

Model Number Structure



46-CL303630RX60

46

Series

- CL

Type

CL=Curved Desk
/Laminate iMod™
CM=Curved Desk
/Metal iMod™

303630

Size

D x W x H

RX

CPU Location

RX=Right
LX=Left
XX=No CPU

60

Arc Radius

48=48 ft. Radius Arc
60=60 ft. Radius Arc
72=72 ft. Radius Arc

CPU Storage - Maximum Widths

See page 4 for CPU widths.



NOVALinked™ is a networking system that provides complete control of NOVA's Trolley™ monitor lifts in a classroom or training room setting. To order, see page 22.

Mending Options - To specify, add "-1", "-2", or "-3" to end of model number.

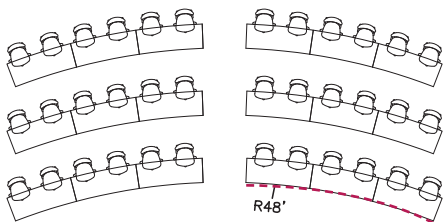
"-1" = Mending right – add \$55

"-2" = Mending left – add \$55

"-3" = Mending left and right – add \$82

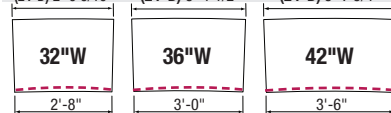
48 ft. Radius Arc

To specify a 48 ft. Radius Arc desk, add **48** to end of model no. (Ex. 46-CM246330RX**48**)



Seated side

(30"D) 2'-9 11/16" (30"D) 3'-1 7/8" (30"D) 3'-8 3/16"
(26"D) 2'-9 7/16" (26"D) 3'-1 5/8" (26"D) 3'-7 7/8"
(24"D) 2'-9 5/16" (24"D) 3'-1 1/2" (24"D) 3'-7 3/4"



Approach side

Model number width listed is based on the approach side (iMod modesty side) of workstation.

Seated side

(30"D) 5'-6 1/8" (30"D) 6'-2 9/16"
(26"D) 5'-5 11/16" (26"D) 6'-2 1/16"
(24"D) 5'-5 1/2" (24"D) 6'-1 13/16"

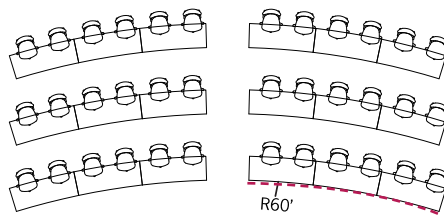


Approach side

Model number width listed is based on the approach side (iMod modesty side) of workstation.

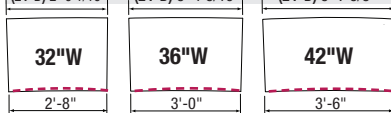
60 ft. Radius Arc

To specify a 60 ft. Radius Arc desk, add **60** to end of model no. (Ex. 46-CM246330RX**60**)



Seated side

(30"D) 2'-9 5/16" (30"D) 3'-1 1/2" (30"D) 3'-7 3/4"
(26"D) 2'-9 1/8" (26"D) 3'-1 5/16" (26"D) 3'-7 1/2"
(24"D) 2'-9 1/16" (24"D) 3'-1 3/16" (24"D) 3'-7 3/8"



Approach side

Model number width listed is based on the approach side (iMod modesty side) of workstation.

Seated side

(30"D) 5'-5 1/2" (30"D) 6'-1 13/16"
(26"D) 5'-5 1/8" (26"D) 6'-1 7/16"
(24"D) 5'-5" (24"D) 6'-1 1/4"

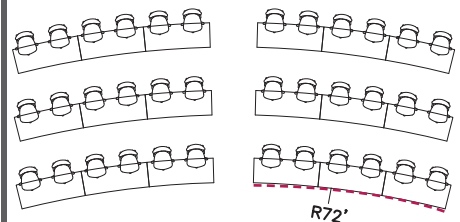


Approach side

Model number width listed is based on the approach side (iMod modesty side) of workstation.

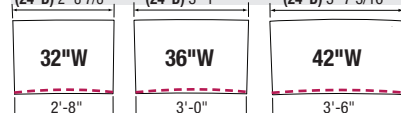
72 ft. Radius Arc

To specify a 72 ft. Radius Arc desk, add **72** to end of model no. (Ex. 46-CM246330RX**72**)



Seated side

(30"D) 2'-9 1/8" (30"D) 3'-1 1/4" (30"D) 3'-7 7/16"
(26"D) 2'-8 15/16" (26"D) 3'-1 1/16" (26"D) 3'-7 1/4"
(24"D) 2'-8 7/8" (24"D) 3'-1" (24"D) 3'-7 3/16"

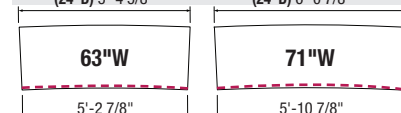


Approach side

Model number width listed is based on the approach side (iMod modesty side) of workstation.

Seated side

(30"D) 5'-5 1/16" (30"D) 6'-1 5/16"
(26"D) 5'-4 3/4" (26"D) 6'-1"
(24"D) 5'-4 5/8" (24"D) 6'-0 7/8"



Approach side

Model number width listed is based on the approach side (iMod modesty side) of workstation.

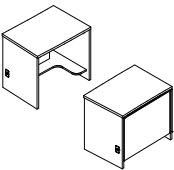
Curved Computer Training Desks

with iMod™ Wire Management System

Curved Computer Training Desks with Laminate iMod™ Modesty

Specify arc radius with either 48, 60, or 72 to complete model number Ex: 46-CL243630RX48

- Standard CPU storage shelf right • Change "RX" to "LX" for left CPU storage shelf or "XX" for no CPU storage shelf
- CPU Storage Shelf Widths: See page 4 • Options & Factory Installed Accessories Available: See page 11

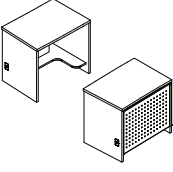
<div>Single Desks - Laminate Modesty</div> <div></div>	D x W x H (in.)	ft ³ / lbs	Model	Arc Radius	List Price
	24 x 32 1⁄8 x 30	16.4 / 125	46-CL243230RX	__	\$1,468
	24 x 36 1⁄8 x 30	18.3 / 133	46-CL243630RX	__	\$1,497
	24 x 42 1⁄8 x 30	21.2 / 144	46-CL244230RX	__	\$1,944
	26 x 32 1⁄8 x 30	17.7 / 130	46-CL263230RX	__	\$1,547
	26 x 36 1⁄8 x 30	19.8 / 138	46-CL263630RX	__	\$1,575
	26 x 42 1⁄8 x 30	22.9 / 150	46-CL264230RX	__	\$2,019
	30 x 32 1⁄8 x 30	20.2 / 140	46-CL303230RX	__	\$1,625
	30 x 36 1⁄8 x 30	22.6 / 148	46-CL303630RX	__	\$1,650
	30 x 42 1⁄8 x 30	26.1 / 161	46-CL304230RX	__	\$2,094

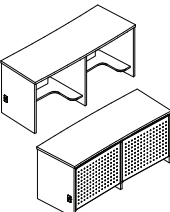
Double Desks - Laminate Modesty	D x W x H (in.)	ft ³ / lbs	Model	Arc Radius	List Price
	24 x 63 x 30	31.3 / 232	46-CL246330RX__		\$2,860
	24 x 71 x 30	35.2 / 248	46-CL247130RX__		\$3,028
	26 x 63 x 30	33.8 / 240	46-CL266330RX__		\$2,997
	26 x 71 x 30	37.9 / 256	46-CL267130RX__		\$3,054
	30 x 63 x 30	38.6 / 257	46-CL306330RX__		\$3,131
	30 x 71 x 30	43.3 / 273	46-CL307130RX__		\$3,181

Curved Computer Training Desks with Perforated Metal iMod™ Modesty

Specify arc radius with either 48, 60, or 72 to complete model number Ex: 46-CM243630RX48

- Standard CPU storage shelf right • Change "RX" to "LX" for left CPU storage shelf or "XX" for no CPU storage shelf
- CPU Storage Shelf Widths: See page 4 • Options & Factory Installed Accessories Available: See page 11

<div>Single Desks - Perforated Metal Modesty</div> 	D x W x H (in.)	ft ³ / lbs	Model	Arc Radius	List Price
	24 x 32 1/8 x 30	16.4 / 125	46-CM243230RX__		\$1,922
	24 x 36 1/8 x 30	18.3 / 133	46-CM243630RX__		\$2,002
	24 x 42 1/8 x 30	21.2 / 144	46-CM244230RX__		\$2,445
	26 x 32 1/8 x 30	17.7 / 130	46-CM263230RX__		\$2,029
	26 x 36 1/8 x 30	19.8 / 138	46-CM263630RX__		\$2,112
	26 x 42 1/8 x 30	22.9 / 150	46-CM264230RX__		\$2,566
	30 x 32 1/8 x 30	20.2 / 140	46-CM303230RX__		\$2,205
	30 x 36 1/8 x 30	22.6 / 148	46-CM303630RX__		\$2,294
	30 x 42 1/8 x 30	26.1 / 161	46-CM304230RX__		\$2,774

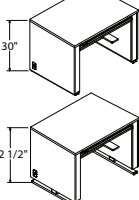
 Double Desks - Perforated Metal Modesty	D x W x H (in.)	ft ³ / lbs	Model	Arc Radius	List Price
	24 x 63 x 30	31.3 / 232	46-CM246330RX		\$3,605
	24 x 71 x 30	35.2 / 248	46-CM247130RX		\$3,819
	26 x 63 x 30	33.8 / 240	46-CM266330RX		\$3,791
	26 x 71 x 30	37.9 / 256	46-CM267130RX		\$3,983
	30 x 63 x 30	38.6 / 257	46-CM306330RX		\$4,110
	30 x 71 x 30	43.3 / 273	46-CM307130RX		\$4,290

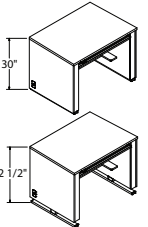
Curved ADA Computer Training Desks with Electric Lifts

Electrically adjustable from base height 30" with 2 1/2" travel.

Specify arc radius with either 48, 60, or 72 to complete model number Ex: 46-CM243630AD48

- Standard CPU storage shelf right • Change "AD" to "AX" for no CPU storage shelf or add "-L" for left CPU storage shelf
- CPU Storage Shelf Widths: Contact Customer Service • Options & Factory Installed Accessories Available: See page 11
- FPA2124NK only available in 42" W units. NOTE: ADA Lift / Column Legs are standard Polished Black metal.

Laminate Modesty	D x W x H (in.)		ft ³ / lbs	Model	Arc Radius	List Price
	24 x 38 1/4 x 30	18.3 / 133	46-CL243630AD		\$5,377	
	24 x 42 1/2 x 30	21.2 / 144	46-CL244230AD		\$5,825	
	26 x 38 1/4 x 30	19.8 / 138	46-CL263630AD		\$5,399	
	26 x 42 1/2 x 30	22.9 / 150	46-CL264230AD		\$5,900	
	30 x 38 1/4 x 30	22.6 / 140	46-CL303630AD		\$5,530	
	30 x 42 1/2 x 30	26.1 / 148	46-CL304230AD		\$5,975	

Perforated Metal Modesty	D x W x H (in.)		ft ³ / lbs	Model	Arc Radius	List Price
	24 x 38 ¼ x 30	18.3 / 133	46-CM243630AD		\$5,882	
	24 x 42 ⅝ x 30	21.2 / 144	46-CM244230AD		\$6,326	
	26 x 38 ¼ x 30	19.8 / 138	46-CM263630AD		\$5,991	
	26 x 42 ⅝ x 30	22.9 / 150	46-CM264230AD		\$6,447	
	30 x 38 ¼ x 30	22.6 / 140	46-CM303630AD		\$6,174	
	30 x 42 ⅝ x 30	26.1 / 148	46-CM304230AD		\$6,567	

Split-Top Computer Training Desks

with iMod™ Wire Management System

How To Order

1. Select model number

Ex: 46-SL303630ST

- To specify an **ADA Height** unit, change height from 30 to **32** in model number and add \$215 for single desk or \$322 for double desk

ADA Height Example: 46-SL3036**32**ST

2. Select laminate base and work surface color (see page 62)

Ex: **227** **044**
Base Work surface

3. Select laminate base color for removable laminate iMod™ modesty or metal color (see page 63) for removable metal iMod™ modesty

Ex: 227 (Fashion Grey laminate color for laminate modesty)

PSL (Polished silver metal color for metal modesty)

Optional Selections:

4. Select Visual Display Options (see page 12)

Ex: SMA0203NK (Surface Mount Arm with NOVA keyboard drawer)

5. Select Desk Options & Factory Installed Accessories (see page 11)

Ex: RWGSC (Star cut wire grommet)

Note: To indicate no power strip, add "-X" to model number and deduct \$50 for a single desk and \$100 for a double desk.

Split-Top Options

- Standard 6" D x 27" H rear shelf intended for a flat panel monitor with small base or Surface Mount Arm (SMA0203NK or ASMA0203NK) Visual Display Option.

- 10" D x 27" H rear shelf option available for larger monitors. Add "-SP" to order with 10" D rear shelf
NOTE: Not available with any Visual Display Options. 24" D Desks with this option are not available with Keyboard Drawer

Work surface Depths (6" Shelf)

24" D Desks = 18" D front work surface and 6" D rear shelf

30" D Desks = 24" D front work surface and 6" D rear shelf

Work surface Depths (10" Shelf)

24" D Desks = 14" D front work surface and 10" D rear shelf

30" D Desks = 20" D front work surface and 10" D rear shelf

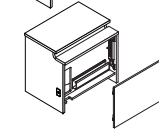
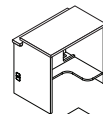
- Standard CPU storage shelf right
- Add "-LX" for left CPU storage shelf or "-XX" for no CPU storage shelf
- CPU Storage Shelf Width: See page 4

Available with Locking CPU Door

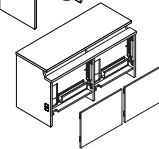
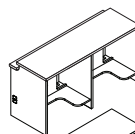
- Add "-RD" for Locking CPU Door right, or "-LD" for Locking CPU Door left
 - Not available on units 32" or 63" wide
 - Not available with Contoured End Panels
 - Deduct 1 1/2" from CPU width
 - Locking iMod™ modesty automatically included
- Add \$386 for a single desk or \$771 for a double desk

Split-Top Computer Training Desks

Laminate Modesty

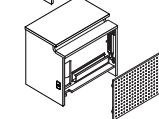
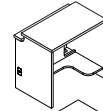


D x W x H (in.)	ft ³ / lbs	Model	List Price
24 x 32 1/8 x 30	16.0 / 120	46-SL243230ST	\$1,029
24 x 36 1/8 x 30	18.3 / 123	46-SL243630ST	\$1,043
24 x 42 1/8 x 30	21.2 / 130	46-SL244230ST	\$1,302
24 x 48 1/8 x 30	27.0 / 137	46-SL244830ST	\$1,508
30 x 32 1/8 x 30	20.0 / 135	46-SL303230ST	\$1,106
30 x 36 1/8 x 30	22.6 / 138	46-SL303630ST	\$1,120
30 x 42 1/8 x 30	26.1 / 145	46-SL304230ST	\$1,379
30 x 48 1/8 x 30	33.3 / 152	46-SL304830ST	\$1,585

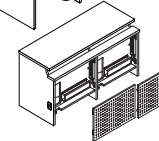
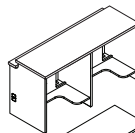


D x W x H (in.)	ft ³ / lbs	Model	List Price
24 x 63 x 30	31.3 / 200	46-DL246330ST	\$1,646
24 x 71 x 30	35.2 / 212	46-DL247130ST	\$1,760
30 x 63 x 30	38.6 / 220	46-DL306330ST	\$1,722
30 x 71 x 30	43.3 / 234	46-DL307130ST	\$1,843

Perforated Metal Modesty



D x W x H (in.)	ft ³ / lbs	Model	List Price
24 x 32 1/8 x 30	16.0 / 120	46-SM243230ST	\$1,366
24 x 36 1/8 x 30	18.3 / 123	46-SM243630ST	\$1,379
24 x 42 1/8 x 30	21.2 / 130	46-SM244230ST	\$1,635
24 x 48 1/8 x 30	27.0 / 137	46-SM244830ST	\$1,841
30 x 32 1/8 x 30	20.0 / 135	46-SM303230ST	\$1,442
30 x 36 1/8 x 30	22.6 / 138	46-SM303630ST	\$1,455
30 x 42 1/8 x 30	26.1 / 145	46-SM304230ST	\$1,713
30 x 48 1/8 x 30	33.3 / 152	46-SM304830ST	\$1,919



D x W x H (in.)	ft ³ / lbs	Model	List Price
24 x 63 x 30	31.3 / 200	46-DM246330ST	\$2,316
24 x 71 x 30	35.2 / 212	46-DM247130ST	\$2,429
30 x 63 x 30	38.6 / 220	46-DM306330ST	\$2,398
30 x 71 x 30	43.3 / 234	46-DM307130ST	\$2,512



ASSEMBLY REQUIRED

Options & Accessories

for Computer Training Desks with iMod™ Wire Management

Options for Computer Training Desks

Contoured end panels



Model	List Price
Not available on desks with Locking Door option (-D)	
-S	\$108 / Single Desk \$161 / Double Desk

Locking CPU Door



To specify a locking CPU Door, replace "X" in the model number with "D"

Example: 46-SM243630RX becomes 46-SM243630RD

- Not available on desks 30", 32", or 63" wide
- Not available in combination with Contoured End Panels (-S)
- Deduct 1 1/2" from CPU width
- Locking iMod™ modesty automatically paired with locking CPU door

Model	List Price
-D	\$386 / Single Desk \$771 / Double Desk

Locking iMod™ Modesty



To add locking iMod™ modesty, add "-L" to the end of model number (Locking Modesty automatically paired with Locking CPU Door)

- Available in both Laminate or Perforated Metal

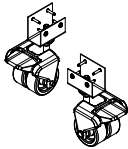
Model	List Price
-L	\$167 / Single Desk \$333 / Double Desk

No Power Strip

Power strip included in all desks by default, to remove:

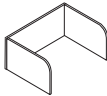
-X	Deduct \$50 / Single Desk Deduct \$100 / Double Desk
----	---

Casters



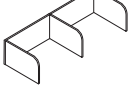
D x W x H (in.)	Model	List Price
To add casters, add "-C" to the end of model number. Includes stabilization bracket.		
Single Desk / Set of 4 (2 locking, 2 non-locking)		
2 5/8 x 1 3/4 x 3 1/4	-C	\$110 / set
Double Desk / Set of 6 (2 locking, 4 non-locking)		
2 5/8 x 1 3/4 x 3 1/4	-C	\$165 / set
Teacher Standup / Set of 4		
Will increase height by 2 3/4"		
3 1/2 x 3 x 4	-C	\$402 / set

Privacy Panels for Single Desks



D x W x H (in.)	ft³ / lbs	Model	List Price
For factory prep, must add "-PP" to end of model number. Specify base color only. 6" radius on front. Field installed.			
24 x 32 x 15	1.3 / 36	46-PP243215	\$432
24 x 36 x 15	1.5 / 37	46-PP243615	\$447
24 x 42 x 15	1.7 / 40	46-PP244215	\$490
24 x 48 x 15	1.9 / 42	46-PP244815	\$542
26 x 32 x 15	1.3 / 37	46-PP263215	\$454
26 x 36 x 15	1.5 / 38	46-PP263615	\$468
26 x 42 x 15	1.7 / 41	46-PP264215	\$513
26 x 48 x 15	1.9 / 43	46-PP264815	\$563
30 x 32 x 15	1.3 / 40	46-PP303215	\$480
30 x 36 x 15	1.5 / 42	46-PP303615	\$495
30 x 42 x 15	1.7 / 44	46-PP304215	\$546
30 x 48 x 15	1.9 / 47	46-PP304815	\$600

Privacy Panels for Double Desks

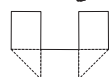


D x W x H (in.)	ft³ / lbs	Model	List Price
24 x 63 x 15	1.6 / 48	46-PP246315	\$680
24 x 71 x 15	1.8 / 51	46-PP247115	\$765
26 x 63 x 15	1.6 / 49	46-PP266315	\$701
26 x 71 x 15	1.8 / 52	46-PP267115	\$788
30 x 63 x 15	1.6 / 52	46-PP306315	\$748
30 x 71 x 15	1.8 / 55	46-PP307115	\$842

Wedges



Hardware included

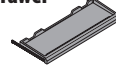


D x W x H (in.)	ft³ / lbs	Model	List Price
90 Degree Angle - Includes end panels and grommet. Must specify base and worksurface color.			
For 24" D desks:			
24 x 33 15/16 x 30	16.9 / 49	46-WG24333090	\$492
For 30" D desks:			
30 x 42 3/16 x 30	26.1 / 63	46-WG30423090	\$525

Factory Installed Accessories

Must specify location of grommet / power center at time of order

Factory Installed NOVA Keyboard Drawer



Dimensions (in.)	Model	List Price
Keyboard length to fit desk ordered. Only ordered when NO Visual Display Option is chosen.		
24" - 34" wide	NK	\$149

Rectangular Wire Grommet



Rectangular black plastic grommet cover is removable for easy wire management.		
1 7/8" D x 3 1/4" W	WG1080	\$79

Star Cut Wire Grommet



Round black plastic grommet with rubber star cut opening allows more cords and cables to pass through.		
2 3/4" Diameter	RWGSC	\$93

Pop-up Power Center



Two grounded outlets. Fluid one touch accessibility. 6ft, 15 Amp cord. UL listed.		
3 3/4" D x 5" W	11225PP	\$380

Pop-up Power / Data Center



One grounded outlet. One opening for voice/data jack. Voice/Data Adapter Kit (included) provides adapters for couplers & jacks from a variety of manufacturers. Fluid one touch accessibility. 6ft, 15 Amp cord. UL listed.		
3 3/4" D x 5" W	11225PD	\$380

Pop-up Power / USB Charging Center



One grounded outlet. One USB charging duplex. Fluid one touch accessibility. 6ft, 15 Amp cord. UL Listed.		
3 3/4" D x 5" W	11225PC	\$435

Round Flush Power Center



Two grounded outlets. Clean, flush mount. 6ft, 15 Amp cord. UL listed.		
4" Diameter	3359PP	\$354
Not on GSA Contract		

Round Flush Power / USB Charging Center



One grounded outlet. One USB charging duplex. Clean, flush mount. 6ft, 15 Amp cord. UL Listed.		
4" Diameter	3359PC	\$415
Not on GSA Contract		

Round Power Center



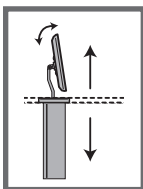
One grounded outlet. Features spill-proof technology. 6ft, 15 Amp cord. UL Listed.		
2" Diameter	3825P	\$278
Not on GSA Contract		



ASSEMBLY REQUIRED

Visual Display Options

Computer Training Desks



The Trolley™

- Ships installed in most units.
- Maximum distance from center of wall mount VESA plate to bottom of monitor is 6 3/4" (171mm)

The Trolley™ E

Maximum Dimensions for Widescreen:

2 1/2" D x 18 7/8" W x 14 1/2" H
up to 20" widescreen

- Patented Access door automatically opens and closes with the push of a button
- Low voltage electrical motor to lift & lower monitor
- Intelligent Motion Technology™ provides operational intuition

The Trolley™ EXL

Maximum Dimensions for Widescreen:

2 1/2" D x 22 7/8" W x 14 1/2" H
up to 24" widescreen

Model	Wt(lbs)	Description	List Price
-------	---------	-------------	------------

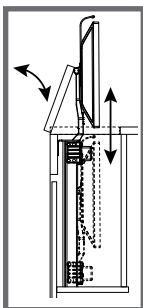
With NOVA Keyboard Drawer

NOVA Keyboard Drawer installed in assembled units only.

International Customers: The Trolley™ includes Universal Power Control Units, compatible with all power requirements inside and outside the U.S.

TE0724NK	25	Trolley™ E & NOVA Keyboard Drawer	\$1,546 / Single
TE0724NK	50	Trolley™ E & NOVA Keyboard Drawer	\$3,092 / Double
TE0728NK	25	Trolley™ EXL & NOVA Keyboard Drawer	\$2,050 / Single
TE0728NK	50	Trolley™ EXL & NOVA Keyboard Drawer	\$4,100 / Double

Available with  **NOVA Linked™** To order, see page 22.



The Trolley™ Lift

- Ships installed in most units.
- Maximum distance from center of wall mount VESA plate to bottom of monitor is 6 3/4" (171mm)

Maximum Dimensions for Monitor without stand:
See Page 4 for Max Monitor Dimensions

- Lift opens hinged top in the 'up' position. Closes again in the 'down' position
- Low voltage electrical motor to lift & lower monitor
- Intelligent Motion Technology™ provides operational intuition

Model	Wt(lbs)	Description	Not on GSA Contract	List Price
-------	---------	-------------	---------------------	------------

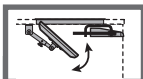
With NOVA Keyboard Drawer

NOVA Keyboard Drawer installed in assembled units only.

International Customers: The Trolley™ includes Universal Power Control Units, compatible with all power requirements inside and outside the U.S.

TLIFTNK	25	Trolley™ Lift & NOVA Keyboard Drawer	\$2,554 / Single
TLIFTNK	50	Trolley™ Lift & NOVA Keyboard Drawer	\$5,108 / Double

Available with  **NOVA Linked™** To order, see page 22.



Downview™

- Ships installed in most units.

16" D x 21" W viewport (Widescreen)

Maximum Dimensions for Widescreen: 20 1/8" W x 12 1/2" H
up to 21" widescreen

24" min. worksurface depth

21" D x 24" W viewport (Widescreen)

Maximum Dimensions for Widescreen: 23 1/8" W x 19" H
up to 24" widescreen

30" min. worksurface depth

18" D x 21" W viewport (Widescreen)

Maximum Dimensions for Widescreen: 20 1/8" W x 14 1/2" H
up to 21" widescreen

26" min. worksurface depth

- Tinted, tempered glass viewport
- Keeps monitor under glass below worksurface
- Ergonomic viewing angle

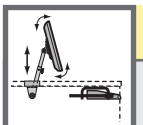
Model	Wt(lbs)	Description	List Price
-------	---------	-------------	------------

With NOVA Keyboard Drawer

Downview™ & NOVA Keyboard Drawer installed in assembled units only.

Optional Privacy/Glare visor sold separately, see page 60 for pricing.

FPA1621NK	35	16" D x 21" W Downview™ & NOVA Keyboard Drawer	\$500 / Single
FPA1621NK	70	16" D x 21" W Downview™ & NOVA Keyboard Drawer	\$1,000 / Double
FPA1821NK	35	18" D x 21" W Downview™ & NOVA Keyboard Drawer	\$530 / Single
FPA1821NK	70	18" D x 21" W Downview™ & NOVA Keyboard Drawer	\$1,060 / Double
FPA2124NK	39	21" D x 24" W Downview™ & NOVA Keyboard Drawer	\$675 / Single
FPA2124NK	78	21" D x 24" W Downview™ & NOVA Keyboard Drawer	\$1,350 / Double



Surface Mount Arm

- Installation required

Surface Mount Arm

Maximum Weight: 21 lbs
Maximum Dimensions: Up to 24" widescreen

- Securely fastens monitor to worksurface
- Height and tilt adjustable



Articulating Surface Mount Arm

Maximum Weight: 33 lbs
Maximum Dimensions: Up to 35" widescreen
Not on GSA Contract

Model	Wt(lbs)	Description	List Price
-------	---------	-------------	------------

With NOVA Keyboard Drawer

NOVA Keyboard Drawer installed in assembled units only.

SMA0203NK	13	SMA & NOVA Keyboard Drawer	\$383 / Single
SMA0203NK	26	SMA & NOVA Keyboard Drawer	\$766 / Double
ASMA0203NK	22	Articulating SMA & NOVA Keyboard Drawer	\$605 / Single

Not on GSA Contract

ASMA0203NK	44	Articulating SMA & NOVA Keyboard Drawer	\$1,210 / Double
------------	----	---	------------------

Not on GSA Contract

Computer Training Tables

with iMod™ Wire Management System

Features

- Solutions for all learning environments
- Visual Display Options available
- ADA compliant tables available
- Standard edge detail: 2mm Flat PVC. Matching edge banding colors
- Thermofused Melamine Worksurface; 1" Thick
- iMod™ compartment with removable modesty panels (locking optional; available in laminate or metal) for easy wire management
- Wire management system and power strip included per user
- Adjustable CPU Holder
- Manufactured with recycled post-industrial materials

How To Order

1. Select model number

Ex: 26-RL303630TL

- To specify an **ADA Height** unit, change height from 30 to **32** in model number and add \$215 for single table or \$322 for double table
ADA Height Ex: 26-RL303632TL
- To specify an **ADA Lift** unit, change model number from R to **A** and add \$4,704. Available on single units with T-Legs only.
ADA Lift Ex: 26-AL303630TL

2. Select metal color for legs (see page 63), laminate color for worksurface, and laminate base color for iMod™ compartment (see page 62)

Note: Laminate iMod™ modesty will match base color, and Perforated Metal iMod™ modesty will match metal color.

Ex: **PBL** **030** **174**
Metal Worksurface Base

Optional Selections:

3. Casters or height-adjustable legs (Arched or T-Legs only)

For casters, add "-C" to the end of model number. (Add \$55 per leg)

Ex: 26-RL244230TL-C

For height-adjustable legs, add "-H" to the model number. (Add \$154 per leg)

Ex: 26-RL244230TL-H

4. Select Visual Display Options (see page 17)

Ex: TE0728NK (The Trolley™ EXL with NOVA keyboard drawer)

5. Select Options and Factory Installed Accessories (see page 15)

Ex: RWGSC (Star cut wire grommet)

Please Note:

Power strip, wire management, and CPU Holder are included with iMod™ Tables.

To indicate no power strip, add "-X" to model number and deduct \$50 per user.

To indicate no CPU Holder, add "-XC" to model number.

For alternate CPU holder sizes, contact Customer Service

Visual Display Options

The Trolley™ Monitor Lift System

Maximum dimensions for widescreen:

E: 2 ½" D x 18 7⁄8" W x 14 ½" H (63.5mm D x 479.4mm W x 368.3mm H)

EXL: 2 ½" D x 22 7⁄8" W x 14 ½" H (63.5mm D x 581mm W x 368.3mm H)

NOTE: Maximum distance from center of wall mount VESA plate to bottom of monitor is 6 ¾" (171mm)

Available with  **NOVA Linked™**

NOVA Linked™ is a networking system that provides complete control of NOVA's Trolley™ monitor lifts in a classroom or training room setting. To order, see page 22.

Downview™

Maximum monitor dimensions:

16x21 widescreen viewport: 20 ⅞" W x 12 ½" H (511mm W x 318mm H)

18x21 widescreen viewport: 20 ⅞" W x 14 ½" H (511mm W x 368mm H)

21x24 widescreen viewport: 23 ⅞" W x 19" H (587mm W x 482mm H)

Surface Mount Arm

Maximum monitor dimensions:

Surface Mount Arm: Up to 24" widescreen

Articulating Surface Mount Arm: Up to 35" widescreen

Maximum monitor weight:

Surface Mount Arm: 21 lbs

Articulating Surface Mount Arm: 33 lbs

Leg Base Styles & Options

Styles



T-Leg



Arched Leg

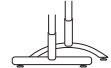
Options



**T-Leg
with Casters (-C)**
Add \$55 per leg



**Arched Leg
with Casters (-C)**
Add \$55 per leg



Height-adjustable Legs (-H)
Adjustable height from 27"-37"
Add \$154 per leg

CPU Storage Widths Standard CPU Holder adjusts from 4 ¼" - 7 ½" W

Downview™ - 21" Wide Viewport

36" W Tables: 7" Max Width

42" W Tables: 7 ½" Max Width

72" W Tables: 7" Max Width

Downview™ - 24" Wide Viewport

36" W Tables: 4 ½" Max Width

42" W Tables: 7 ½" Max Width

72" W Tables: 4 ½" Max Width

Trolley™ E

36" W Tables: 7" Max Width

42" W Tables: 7 ½" Max Width

72" W Tables: 7" Max Width

Trolley™ EXL

36" W Tables: 4 ½" Max Width*

42" W Tables: 7 ½" Max Width

72" W Tables: 4 ½" Max Width*

Standard and SMA

All Table Widths: 7 ½" Max Width

* Shipped with Medium Profile CPU Holder.

Adjustment range: 3 ¼" to 5 ½" W

Model Number Structure



26-RL243630TL

26 -
Series

RL
Type

RL=Rectangle Top /
Laminate iMod™

RM=Rectangle Top /
Metal iMod™

AL=ADA Lift / Laminate
iMod™

AM=ADA Lift / Metal
iMod™

243630
Size

D x W x H

TL
Leg Style

TL=T-Leg
AL=Arched Leg



Assembly required
for all products on
this page

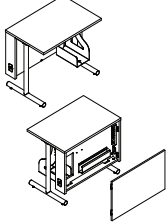
Computer Training Tables

with iMod™ Wire Management System

Computer Training Tables with Laminate iMod™ Modesty

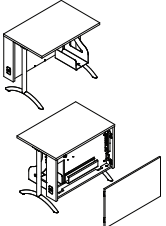
- Standard CPU holder right • Add "-LC" for left CPU holder and "-XC" for no CPU holder
- CPU holder widths: See page 13 • Options & Factory Installed Accessories Available: See page 15

T-Legs



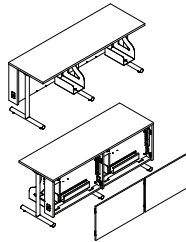
D x W x H (in.)	ft ³ / lbs	Model	List Price
Two leg bases - Single laminate modesty			
24 x 36 1/8 x 30	18.3 / 124	26-RL243630TL	\$1,340
24 x 42 x 30	21.2 / 131	26-RL244230TL	\$1,452
24 x 48 x 30	24.0 / 138	26-RL244830TL	\$1,657
48W not on GSA Contract			
26 x 36 1/8 x 30	19.8 / 126	26-RL263630TL	\$1,380
26 x 42 x 30	22.9 / 134	26-RL264230TL	\$1,496
26 x 48 x 30	25.9 / 142	26-RL264830TL	\$1,701
48W not on GSA Contract			
30 x 36 1/8 x 30	22.6 / 133	26-RL303630TL	\$1,534
30 x 42 x 30	26.1 / 142	26-RL304230TL	\$1,662
30 x 48 x 30	29.6 / 151	26-RL304830TL	\$1,867
48W not on GSA Contract			

Arched Legs



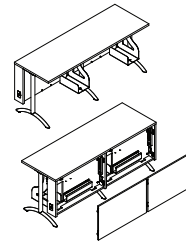
D x W x H (in.)	ft ³ / lbs	Model	List Price
Two leg bases - Single laminate modesty			
24 x 36 1/8 x 30	18.3 / 124	26-RL243630AL	\$1,527
24 x 42 x 30	21.2 / 131	26-RL244230AL	\$1,641
24 x 48 x 30	24.0 / 138	26-RL244830AL	\$1,846
48W not on GSA Contract			
26 x 36 1/8 x 30	19.8 / 126	26-RL263630AL	\$1,574
26 x 42 x 30	22.9 / 134	26-RL264230AL	\$1,691
26 x 48 x 30	25.9 / 142	26-RL264830AL	\$1,897
48W not on GSA Contract			
30 x 36 1/8 x 30	22.6 / 133	26-RL303630AL	\$1,747
30 x 42 x 30	26.1 / 142	26-RL304230AL	\$1,877
30 x 48 x 30	29.6 / 151	26-RL304830AL	\$2,083
48W not on GSA Contract			

T-Legs



D x W x H (in.)	ft ³ / lbs	Model	List Price
Three leg bases - Double laminate modesty			
24 x 71 1/8 x 30	35.7 / 279	26-RL247230TL	\$2,371
26 x 71 1/8 x 30	38.4 / 283	26-RL267230TL	\$2,443
30 x 71 1/8 x 30	43.9 / 292	26-RL307230TL	\$2,712

Arched Legs

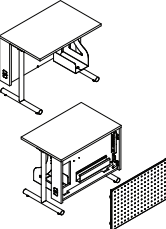


D x W x H (in.)	ft ³ / lbs	Model	List Price
Three leg bases - Double laminate modesty			
24 x 71 1/8 x 30	35.7 / 279	26-RL247230AL	\$2,653
26 x 71 1/8 x 30	38.4 / 283	26-RL267230AL	\$2,732
30 x 71 1/8 x 30	43.9 / 292	26-RL307230AL	\$3,036

Computer Training Tables with Perforated Metal iMod™ Modesty

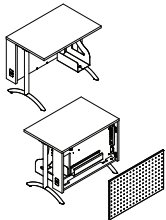
- Standard CPU holder right • Add "-LC" for left CPU holder and "-XC" for no CPU holder
- CPU holder widths: See page 13 • Options & Factory Installed Accessories Available: See page 15

T-Legs



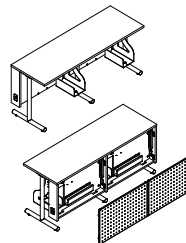
D x W x H (in.)	ft ³ / lbs	Model	List Price
Two leg bases - Single metal modesty			
24 x 36 1/8 x 30	18.3 / 124	26-RM243630TL	\$1,700
24 x 42 x 30	21.2 / 131	26-RM244230TL	\$1,837
24 x 48 x 30	24.0 / 138	26-RM244830TL	\$2,042
48W not on GSA Contract			
26 x 36 1/8 x 30	19.8 / 126	26-RM263630TL	\$1,740
26 x 42 x 30	22.9 / 134	26-RM264230TL	\$1,883
26 x 48 x 30	25.9 / 142	26-RM264830TL	\$2,088
48W not on GSA Contract			
30 x 36 1/8 x 30	22.6 / 133	26-RM303630TL	\$1,933
30 x 42 x 30	26.1 / 142	26-RM304230TL	\$2,088
30 x 48 x 30	29.6 / 151	26-RM304830TL	\$2,294
48W not on GSA Contract			

Arched Legs



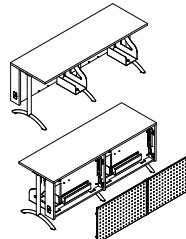
D x W x H (in.)	ft ³ / lbs	Model	List Price
Two leg bases - Single metal modesty			
24 x 36 1/8 x 30	18.3 / 124	26-RM243630AL	\$1,906
24 x 42 x 30	21.2 / 131	26-RM244230AL	\$2,047
24 x 48 x 30	24.0 / 138	26-RM244830AL	\$2,252
48W not on GSA Contract			
26 x 36 1/8 x 30	19.8 / 126	26-RM263630AL	\$1,953
26 x 42 x 30	22.9 / 134	26-RM264230AL	\$2,096
26 x 48 x 30	25.9 / 142	26-RM264830AL	\$2,302
48W not on GSA Contract			
30 x 36 1/8 x 30	22.6 / 133	26-RM303630AL	\$2,168
30 x 42 x 30	26.1 / 142	26-RM304230AL	\$2,327
30 x 48 x 30	29.6 / 151	26-RM304830AL	\$2,533
48W not on GSA Contract			

T-Legs



D x W x H (in.)	ft ³ / lbs	Model	List Price
Three leg bases - Double metal modesty			
24 x 71 1/8 x 30	35.7 / 279	26-RM247230TL	\$3,061
26 x 71 1/8 x 30	38.4 / 283	26-RM267230TL	\$3,132
30 x 71 1/8 x 30	43.9 / 292	26-RM307230TL	\$3,477

Arched Legs



D x W x H (in.)	ft ³ / lbs	Model	List Price
Three leg bases - Double metal modesty			
24 x 71 1/8 x 30	35.7 / 279	26-RM247230AL	\$3,369
26 x 71 1/8 x 30	38.4 / 283	26-RM267230AL	\$3,451
30 x 71 1/8 x 30	43.9 / 292	26-RM307230AL	\$3,830



ASSEMBLY REQUIRED

Options & Accessories

for Computer Tables with iMod™ Wire Management

ADA Lift Option

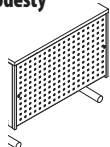
Electrically adjustable base height from 30" with 2 ½" travel.
Activated with buttons mounted beneath worksurface.

- To specify an **ADA Lift** unit, change model number from R to **A**
ADA Lift Ex: 26-AM303630TL
- Note:** ADA Lift / Column Legs are standard Polished Black metal
- Available on single units with T-Legs only

Add \$4,704

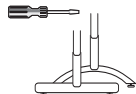
Options for Computer Tables

Locking iMod™ Modesty



Model	List Price
To add locking iMod™ modesty, add "-L" to the end of model number	
• Available in both Laminate or Perforated Metal	
-L	\$167 / Single Table \$333 / Double Table

Height-adjustable Legs

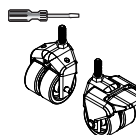


To add height-adjustable legs, add "-H" to the end of model number

- Adjustable height from 27" - 37"
- Can be paired with casters

Model	List Price
-H	\$154 / Leg

Casters



To add casters, add "-C" to the end of model number
Does not increase height of table
Required per leg / Set of 2 (1 locking, 1 non-locking)

D x W x H (in.)	Model	List Price
2 5/8 x 1 3/4 x 3 1/4	-C	\$55 / leg

Privacy Panels for Single Table



D x W x H (in.)	ft³ / lbs	Model	List Price
For factory prep, must specify "PP" on table model number. Specify base color only. 6" radius on front. Field installed.			
24 x 36 x 15	1.5 / 37	26-PP243615	\$447
24 x 42 x 15	1.7 / 40	26-PP244215	\$490
24 x 48 x 15	1.9 / 42	26-PP244815	\$542
26 x 36 x 15	1.5 / 38	26-PP263615	\$468
26 x 42 x 15	1.7 / 41	26-PP264215	\$513
26 x 48 x 15	1.9 / 43	26-PP264815	\$563
30 x 36 x 15	1.5 / 42	26-PP303615	\$495
30 x 42 x 15	1.7 / 44	26-PP304215	\$546
30 x 48 x 15	1.9 / 47	26-PP304815	\$600

Privacy Panels for Double Table

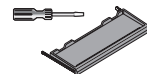


D x W x H (in.)	ft³ / lbs	Model	List Price
24 x 71 x 15	1.8 / 51	26-PP247115	\$765
26 x 71 x 15	1.8 / 52	26-PP267115	\$788
30 x 71 x 15	1.8 / 55	26-PP307115	\$842

Factory Installed Accessories

Must specify location of grommet / power center at time of order

Factory Prepared NOVA Keyboard Drawer



Dimensions (in.)	Model	List Price
Keyboard length to fit table ordered. Only ordered when NO Visual Display Option is chosen.		
24" - 34" wide	NK	\$149

Rectangular Wire Grommet



Rectangular black plastic grommet cover is removable for easy wire management		
1 7/8" D x 3 1/4" W	WG1080	\$79

Star Cut Wire Grommet



Round black plastic grommet with rubber star cut opening allows more cords and cables to pass through		
2 3/4" Diameter	RWGSC	\$93

Pop-up Power Center



Two grounded outlets. Fluid one touch accessibility. 6ft, 15 Amp cord. UL listed.		
3 3/4" D x 5" W	11225PP	\$380

Pop-up Power / Data Center



One grounded outlet. One opening for voice/data jack. Voice/Data Adapter Kit (included) provides adapters for couplers & jacks from a variety of manufacturers. Fluid one touch accessibility. 6ft, 15 Amp cord. UL listed.

3 3/4" D x 5" W	11225PD	\$380
-----------------	---------	-------

Pop-up Power / USB Charging Center



One grounded outlet. One USB charging duplex. Fluid one touch accessibility. 6ft, 15 Amp cord. UL Listed.

3 3/4" D x 5" W	11225PC	\$435
-----------------	---------	-------

Round Flush Power Center



Two grounded outlets. Clean, flush mount. 6ft, 15 Amp cord. UL listed.		
4" Diameter	3359PP	\$354
Not on GSA Contract		

Round Flush Power / USB Charging Center



One grounded outlet. One USB charging duplex. Clean, flush mount. 6ft, 15 Amp cord. UL Listed.		
4" Diameter	3359PC	\$415
Not on GSA Contract		

Round Power Center



One grounded outlet. Features spill-proof technology. 6ft, 15 Amp cord. UL Listed.		
2" Diameter	3825P	\$278
Not on GSA Contract		



Assembly required
for all products on
this page

Study Carrels

Features

- Solutions for library and learning resource environments
- Visual Display Options available
- ADA compliant kits available
- Standard edge detail: 2mm Flat PVC. Matching edge banding colors
- Thermofused Melamine Worksurface; 1" Thick
- Wire management system and power strip optional
- Manufactured with recycled post-industrial materials

How To Order

1. Select model number

Ex: 65-SC303635CS (35" H Starter Study Carrel)

2. Select laminate base and worksurface color (see page 62)

Ex: 227 044
Base Worksurface

Optional Selections:


3. Select Visual Display Options (see page 17)

Ex: TE0728NK (The Trolley™ EXL with NOVA keyboard drawer)

4. Select Options and Factory Prepared Accessories (see below)

Ex: 3359PP (Round Flush Power Center)

Model Number Structure


65 - **SC** **303635** **CS**
 Series Type Size Placement
 D x W x H CS=Starter
 CA=Add-on

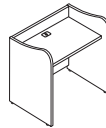
65-SC303635CS

Study Carrels

Wire opening on top. If a Visual Display Option is specified, a CPU shelf, wire management channel, and power strip will be added. Rectangular black plastic grommet in worksurface and end panels. Worksurface height: 30". Worksurface depth: 28".

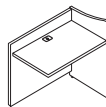
35" H Starter Study Carrel

D x W x H (in.)	ft ³ / lbs	Model	List Price
30 x 36 x 35	3.5 / 126	65-SC303635CS	\$972



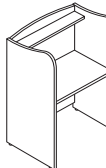
35" H Add-on Study Carrel

D x W x H (in.)	ft ³ / lbs	Model	List Price
30 x 35 x 35	2.8 / 99	65-SC303535CA	\$777



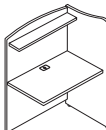
53" H Starter Study Carrel

D x W x H (in.)	ft ³ / lbs	Model	List Price
8" deep fixed accessory shelf. Clearance 15 3/8"			
30 x 36 x 53	4.7 / 167	65-SC303653CS	\$1,360



53" H Add-on Study Carrel

D x W x H (in.)	ft ³ / lbs	Model	List Price
8" deep fixed accessory shelf. Clearance 15 3/8"			
30 x 35 x 53	3.56 / 126	65-SC303553CA	\$1,067



Study Carrel Options & Accessories

Must specify location of power center at time of order

Pop-up Power Center



Dimensions (in.)	Model	List Price
Two grounded outlets. Fluid one touch accessibility. 6ft, 15 Amp cord. UL listed.		
3 3/4" D x 5" W	11225PP	\$380

Pop-up Power / Data Center



One grounded outlet. One opening for voice/data jack. Voice/Data Adapter Kit (included) provides adapters for couplers & jacks from a variety of manufacturers. Fluid one touch accessibility. 6ft, 15 Amp cord. UL listed.		
3 3/4" D x 5" W	11225PD	\$380

Pop-up Power / USB Charging Center



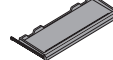
One grounded outlet. One USB charging duplex. Fluid one touch accessibility. 6ft, 15 Amp cord. UL Listed.		
3 3/4" D x 5" W	11225PC	\$435

Round Power Center



One grounded outlet. Features spill-proof technology. 6ft, 15 Amp cord. UL Listed.		
2" Diameter	3825P	\$278
Not on GSA Contract		

Factory Prepared NOVA Keyboard Drawer



Dimensions (in.)	Model	List Price
Keyboard length to fit table ordered. Only ordered when NO Visual Display Option is chosen.		
24" - 34" wide	NK	\$149

ADA Bracket Kit



Metal bracket and hardware to raise the surface of any carrel from 30" to 32". Package of six. Order one kit per surface.		
1 x 1 x 4	65-KT010104AD	\$145

Round Flush Power Center



Two grounded outlets. Clean, flush mount. 6ft, 15 Amp cord. UL listed.		
4" Diameter	3359PP	\$354
Not on GSA Contract		

Round Flush Power / USB Charging Center



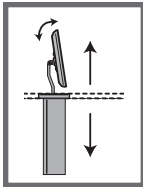
One grounded outlet. One USB charging duplex. Clean, flush mount. 6ft, 15 Amp cord. UL Listed.		
4" Diameter	3359PC	\$415
Not on GSA Contract		



Assembly required
for all products on
this page

Visual Display Options

Computer Tables and Study Carrels



The Trolley™

- Installation required
- Maximum distance from center of wall mount VESA plate to bottom of monitor is 6 3/4" (171mm)

The Trolley™ E

Maximum Dimensions for Widescreen:
2 1/2" D x 18 7/8" W x 14 1/2" H
up to 20" widescreen

- Patented Access door automatically opens and closes with the push of a button
- Low voltage electrical motor to lift & lower monitor
- Intelligent Motion Technology™ provides operational intuition

The Trolley™ EXL

Maximum Dimensions for Widescreen:
2 1/2" D x 22 7/8" W x 14 1/2" H
up to 24" widescreen

Model	Wt(lbs)	Description	List Price
-------	---------	-------------	------------

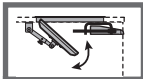
With NOVA Keyboard Drawer

NOVA Keyboard Drawer installed in assembled units only.

International Customers: The Trolley™ includes Universal Power Control Units, compatible with all power requirements inside and outside the U.S.

TE0724NK	48	Trolley™ E & NOVA Keyboard Drawer	\$1,546 / Single
TE0724NK	96	Trolley™ E & NOVA Keyboard Drawer	\$3,092 / Double
TE0728NK	48	Trolley™ EXL & NOVA Keyboard Drawer	\$2,050 / Single
TE0728NK	96	Trolley™ EXL & NOVA Keyboard Drawer	\$4,100 / Double

Available with  **NOVA Linked™** To order, see page 22.



Downview™

- Installation required

16" D x 21" W viewport (Widescreen)

Maximum Dimensions for Widescreen: 20 1/8" W x 12 1/2" H
up to 21" widescreen

24" min. worksurface depth

18" D x 21" W viewport (Widescreen)

Maximum Dimensions for Widescreen: 20 1/8" W x 14 1/2" H
up to 21" widescreen

26" min. worksurface depth

21" D x 24" W viewport (Widescreen)

Maximum Dimensions for Widescreen: 23 1/8" W x 19" H
up to 24" widescreen

30" min. worksurface depth

- Tinted, tempered glass viewport
- Keeps monitor under glass below worksurface
- Ergonomic viewing angle

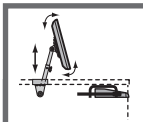
Model	Wt(lbs)	Description	List Price
-------	---------	-------------	------------

With NOVA Keyboard Drawer

Downview™ & NOVA Keyboard Drawer installed in assembled units only.

Optional Privacy/Glare visor sold separately, see page 60 for pricing.

FPA1621NK	35	16" D x 21" W Downview™ & NOVA Keyboard Drawer	\$500 / Single
FPA1621NK	70	16" D x 21" W Downview™ & NOVA Keyboard Drawer	\$1000 / Double
FPA1821NK	35	18" D x 21" W Downview™ & NOVA Keyboard Drawer	\$530 / Single
FPA1821NK	70	18" D x 21" W Downview™ & NOVA Keyboard Drawer	\$1060 / Double
FPA2124NK	39	21" D x 24" W Downview™ & NOVA Keyboard Drawer	\$675 / Single
FPA2124NK	78	21" D x 24" W Downview™ & NOVA Keyboard Drawer	\$1,350 / Double



Surface Mount Arm

- Installation required

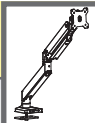
Surface Mount Arm

Maximum Weight: 21 lbs
Maximum Dimensions: Up to 24" widescreen

- Securely fastens monitor to worksurface
- Height and tilt adjustable

Articulating Surface Mount Arm

Maximum Weight: 33 lbs
Maximum Dimensions: Up to 35" widescreen
Not on GSA Contract



Model	Wt(lbs)	Description	List Price
-------	---------	-------------	------------

With NOVA Keyboard Drawer

NOVA Keyboard Drawer installed in assembled units only.

SMA0203NK	13	SMA & NOVA Keyboard Drawer	\$383 / Single
SMA0203NK	26	SMA & NOVA Keyboard Drawer	\$766 / Double
ASMA0203NK	22	Articulating SMA & NOVA Keyboard Drawer Not on GSA Contract	\$605 / Single
ASMA0203NK	44	Articulating SMA & NOVA Keyboard Drawer Not on GSA Contract	\$1,210 / Double



Assembly required
for all products on
this page

Multi-Purpose Tables

How To Order

1. Select model number

Ex: 25-RT247230TL

2. Select metal color for legs (see page 63), and laminate color for worksurface (see page 62)

Ex: **PBL** **044**
Metal Worksurface

Optional Selections:

3. Casters or height-adjustable legs (Arched Legs, T-Legs, or C-Legs only)

For casters, add "-C" to the end of model number and add \$55 per leg.

Ex: 25-RT247230TL-C

For height-adjustable legs, add "-H" to the model number and add \$154 per leg.

Ex: 25-RT247230TL-H

4. Select Options and Factory Prepared Accessories (see page 15)

Ex: RWGSC (Star cut wire grommet)

Model Number Structure

25	-	RT	247230	TL
Series		Top Shape	Size	Leg
25=Standard table		RT=Rectangle	D x W x H	TL=T-Leg
27=Double table with stiffener bar instead of middle leg				CL=C-Leg
				AL=Arched Leg
				SL=Straight Leg
				TC=T-Leg w/ casters*
				CC=C-Leg w/ casters*
				AC=Arched Leg w/ casters*
				*Nesting tables only

Leg Base Styles & Options

- 2" diameter metal legs, 16 gauge metal
- Leg mounting plates ¼" thick
- Powder coated paint

Styles



T-Leg



C-Leg



Straight Leg



Arched Leg

Options



T-Leg

with Casters (-C)
Add \$55 per leg



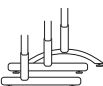
C-Leg

with Casters (-C)
Add \$55 per leg



Arched Leg

with Casters (-C)
Add \$55 per leg



Height-adjustable Legs (-H)

Available with T-Legs & Arched Legs only

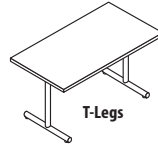
Adjustable height from 27"-37"
Add \$154 per leg

Rectangle Tables

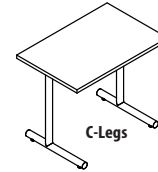
Complete Model number replacing blank " _ " with "T" for T-Leg option or "C" for C-Leg option (Ex: 25-RT303630CL)

T-Legs / C-Legs

Table w/ 2 leg bases



T-Legs

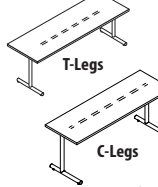


C-Legs

D x W x H (in.)	ft ³ / lbs	Model	List Price
18 x 36 x 30	5.5 / 50	25-RT183630_L	\$621
18 x 42 x 30	5.7 / 55	25-RT184230_L	\$634
18 x 48 x 30	6.4 / 59	25-RT184830_L	\$646
18 x 60 x 30	6.6 / 86	25-RT186030_L	\$705
24 x 36 x 30	6.0 / 61	25-RT243630_L	\$656
24 x 42 x 30	6.3 / 65	25-RT244230_L	\$671
24 x 48 x 30	6.7 / 71	25-RT244830_L	\$686
24 x 60 x 30	7.4 / 102	25-RT246030_L	\$746
30 x 36 x 30	6.5 / 68	25-RT303630_L	\$710
30 x 42 x 30	6.9 / 74	25-RT304230_L	\$732
30 x 48 x 30	7.5 / 80	25-RT304830_L	\$770
30 x 60 x 30	8.3 / 114	25-RT306030_L	\$850
36 x 42 x 30	7.6 / 97	25-RT364230_L	\$796
36 x 48 x 30	8.1 / 104	25-RT364830_L	\$827
36 x 60 x 30	9.2 / 136	25-RT366030_L	\$930

T-Legs / C-Legs

Double table w/ 2 leg bases & stiffener bar



T-Legs

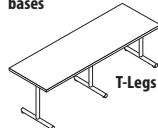


C-Legs

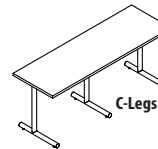
18 x 72 x 30	8.2 / 93	27-RT187230_L	\$757
18 x 84 x 30	8.8 / 101	27-RT188430_L	\$968
24 x 72 x 30	9.2 / 111	27-RT247230_L	\$906
24 x 84 x 30	10.0 / 120	27-RT248430_L	\$1,070
30 x 72 x 30	10.3 / 126	27-RT307230_L	\$925
30 x 84 x 30	11.2 / 138	27-RT308430_L	\$1,237
36 x 72 x 30	11.3 / 151	27-RT367230_L	\$1,057
36 x 84 x 30	12.4 / 165	27-RT368430_L	\$1,326

T-Legs / C-Legs

Double table w/ 3 leg bases



T-Legs

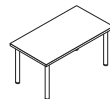


C-Legs

18 x 72 x 30	8.2 / 93	25-RT187230_L	\$757
18 x 84 x 30	8.8 / 101	25-RT188430_L	\$968
18 x 96 x 30	9.4 / 107	25-RT189630_L	\$1,160
24 x 72 x 30	9.2 / 111	25-RT247230_L	\$906
24 x 84 x 30	10.0 / 120	25-RT248430_L	\$1,070
24 x 96 x 30	10.7 / 130	25-RT249630_L	\$1,310
30 x 72 x 30	10.3 / 126	25-RT307230_L	\$925
30 x 84 x 30	11.2 / 138	25-RT308430_L	\$1,237
30 x 96 x 30	12.1 / 150	25-RT309630_L	\$1,448
36 x 72 x 30	11.3 / 151	25-RT367230_L	\$1,057
36 x 84 x 30	12.4 / 165	25-RT368430_L	\$1,326
36 x 96 x 30	13.2 / 181	25-RT369630_L	\$1,538

Straight Legs

Table w/ 4 leg bases



18 x 36 x 30	2.3 / 50	25-RT183630SL	\$621
18 x 42 x 30	2.5 / 55	25-RT184230SL	\$634
18 x 48 x 30	2.8 / 59	25-RT184830SL	\$646
18 x 60 x 30	3.3 / 86	25-RT186030SL	\$705
24 x 36 x 30	2.7 / 61	25-RT243630SL	\$656
24 x 42 x 30	3.1 / 65	25-RT244230SL	\$671
24 x 48 x 30	3.5 / 71	25-RT244830SL	\$686
24 x 60 x 30	4.2 / 102	25-RT246030SL	\$746
30 x 36 x 30	3.3 / 68	25-RT303630SL	\$710
30 x 42 x 30	3.7 / 74	25-RT304230SL	\$732
30 x 48 x 30	4.2 / 80	25-RT304830SL	\$770
30 x 60 x 30	5.1 / 114	25-RT306030SL	\$850
36 x 42 x 30	4.4 / 97	25-RT364230SL	\$796
36 x 48 x 30	4.9 / 104	25-RT364830SL	\$827
36 x 60 x 30	5.9 / 136	25-RT366030SL	\$930




Assembly required
for all products on
this page

Multi-Purpose Tables

Rectangle Tables

Straight Legs

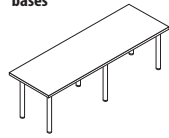
Double table w/ 4 leg
bases & stiffener bar



D x W x H (in.)	ft ³ / lbs	Model	List Price
18 x 72 x 30	4.2 / 93	27-RT187230SL	\$757
18 x 84 x 30	4.7 / 101	27-RT188430SL	\$968
24 x 72 x 30	5.3 / 111	27-RT247230SL	\$906
24 x 84 x 30	5.9 / 120	27-RT248430SL	\$1,070
30 x 72 x 30	6.2 / 126	27-RT307230SL	\$925
30 x 84 x 30	7.2 / 138	27-RT308430SL	\$1,237
36 x 72 x 30	6.5 / 151	27-RT367230SL	\$1,057
36 x 84 x 30	8.4 / 165	27-RT368430SL	\$1,326

Straight Legs

Double table w/ 6 leg
bases



18 x 72 x 30	4.2 / 93	25-RT187230SL	\$819
18 x 84 x 30	4.7 / 101	25-RT188430SL	\$1,046
18 x 96 x 30	5.3 / 107	25-RT189630SL	\$1,254
24 x 72 x 30	5.3 / 111	25-RT247230SL	\$979
24 x 84 x 30	5.9 / 120	25-RT248430SL	\$1,156
24 x 96 x 30	6.7 / 130	25-RT249630SL	\$1,415
30 x 72 x 30	6.2 / 126	25-RT307230SL	\$999
30 x 84 x 30	7.2 / 138	25-RT308430SL	\$1,336
30 x 96 x 30	8.1 / 150	25-RT309630SL	\$1,565
36 x 72 x 30	6.5 / 151	25-RT367230SL	\$1,141
36 x 84 x 30	8.4 / 165	25-RT368430SL	\$1,433
36 x 96 x 30	9.4 / 181	25-RT369630SL	\$1,662

Arched Legs


Table w/ 2 leg bases



18 x 36 x 30	5.5 / 50	25-RT183630AL	\$798
18 x 42 x 30	5.7 / 55	25-RT184230AL	\$817
18 x 48 x 30	6.1 / 59	25-RT184830AL	\$851
18 x 60 x 30	6.6 / 86	25-RT186030AL	\$983
24 x 36 x 30	6.0 / 61	25-RT243630AL	\$840
24 x 42 x 30	6.3 / 65	25-RT244230AL	\$864
24 x 48 x 30	6.7 / 71	25-RT244830AL	\$882
24 x 60 x 30	7.4 / 102	25-RT246030AL	\$1,047
30 x 36 x 30	6.5 / 68	25-RT303630AL	\$865
30 x 42 x 30	6.9 / 74	25-RT304230AL	\$893
30 x 48 x 30	7.5 / 80	25-RT304830AL	\$928
30 x 60 x 30	8.3 / 114	25-RT306030AL	\$1,133
36 x 42 x 30	7.6 / 97	25-RT364230AL	\$949
36 x 48 x 30	8.1 / 104	25-RT364830AL	\$986
36 x 60 x 30	9.2 / 136	25-RT366030AL	\$1,195

Arched Legs

Double table w/ 2 leg
bases & stiffener bar



18 x 72 x 30	8.2 / 93	27-RT187230AL	\$1,056
18 x 84 x 30	8.8 / 101	27-RT188430AL	\$1,298
24 x 72 x 30	9.2 / 111	27-RT247230AL	\$1,141
24 x 84 x 30	10.0 / 120	27-RT248430AL	\$1,371
30 x 72 x 30	10.3 / 126	27-RT307230AL	\$1,206
30 x 84 x 30	11.2 / 138	27-RT308430AL	\$1,554
36 x 72 x 30	11.3 / 151	27-RT367230AL	\$1,355
36 x 84 x 30	12.4 / 165	27-RT368430AL	\$1,652

Rectangle Tables

Arched Legs

Double table w/ 3
leg bases



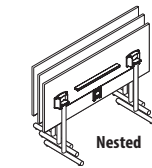
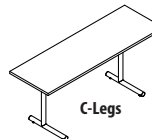
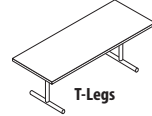
D x W x H (in.)	ft ³ / lbs	Model	List Price
18 x 72 x 30	8.2 / 93	25-RT187230AL	\$1,056
18 x 84 x 30	8.8 / 101	25-RT188430AL	\$1,298
18 x 96 x 30	9.4 / 107	25-RT189630AL	\$1,633
24 x 72 x 30	9.2 / 111	25-RT247230AL	\$1,141
24 x 84 x 30	10.0 / 120	25-RT248430AL	\$1,371
24 x 96 x 30	10.7 / 130	25-RT249630AL	\$1,710
30 x 72 x 30	10.3 / 126	25-RT307230AL	\$1,206
30 x 84 x 30	11.2 / 138	25-RT308430AL	\$1,554
30 x 96 x 30	12.1 / 150	25-RT309630AL	\$1,897
36 x 72 x 30	11.3 / 151	25-RT367230AL	\$1,355
36 x 84 x 30	12.4 / 165	25-RT368430AL	\$1,652
36 x 96 x 30	13.2 / 181	25-RT369630AL	\$1,992

Nesting Tables

Stiffener bar included on tables 60" or wider. Complete Model number replacing blank " _ " with "T" for T-Leg option or "C" for C-Leg option (Ex: 25-NT303630CL)

T-Legs / C-Legs

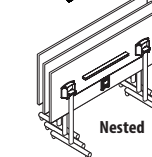
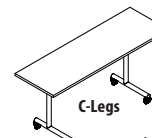
Table with folding top



D x W x H (in.)	ft ³ / lbs	Model	List Price
18 x 36 x 30	5.4 / 50	25-NT183630_L	\$829
18 x 42 x 30	5.7 / 55	25-NT184230_L	\$884
18 x 48 x 30	6.1 / 59	25-NT184830_L	\$940
18 x 60 x 30	6.6 / 65	25-NT186030_L	\$1,111
18 x 72 x 30	7.1 / 72	25-NT187230_L	\$1,155
18 x 84 x 30	7.7 / 80	25-NT188430_L	\$1,202
18 x 96 x 30	8.2 / 86	25-NT189630_L	\$1,244
24 x 36 x 30	6.1 / 61	25-NT243630_L	\$886
24 x 42 x 30	6.3 / 65	25-NT244230_L	\$941
24 x 48 x 30	6.7 / 71	25-NT244830_L	\$998
24 x 60 x 30	7.5 / 80	25-NT246030_L	\$1,179
24 x 72 x 30	8.2 / 89	25-NT247230_L	\$1,205
24 x 84 x 30	8.9 / 98	25-NT248430_L	\$1,298
24 x 96 x 30	9.6 / 108	25-NT249630_L	\$1,371
30 x 36 x 30	6.5 / 68	25-NT303630_L	\$952
30 x 42 x 30	6.9 / 74	25-NT304230_L	\$1,003
30 x 48 x 30	7.4 / 80	25-NT304830_L	\$1,057
30 x 60 x 30	8.3 / 91	25-NT306030_L	\$1,276
30 x 72 x 30	9.2 / 103	25-NT307230_L	\$1,333
30 x 84 x 30	10.1 / 115	25-NT308430_L	\$1,350
30 x 96 x 30	10.9 / 127	25-NT309630_L	\$1,446

T-Legs / C-Legs

Table with folding top
& casters



18 x 36 x 30	5.4 / 52	25-NT183630_C	\$952
18 x 42 x 30	5.7 / 57	25-NT184230_C	\$1,008
18 x 48 x 30	6.1 / 61	25-NT184830_C	\$1,063
18 x 60 x 30	6.6 / 67	25-NT186030_C	\$1,236
18 x 72 x 30	7.1 / 74	25-NT187230_C	\$1,277
18 x 84 x 30	7.7 / 82	25-NT188430_C	\$1,326
18 x 96 x 30	8.2 / 88	25-NT189630_C	\$1,368
24 x 36 x 30	6.1 / 63	25-NT243630_C	\$1,010
24 x 42 x 30	6.3 / 67	25-NT244230_C	\$1,065
24 x 48 x 30	6.7 / 73	25-NT244830_C	\$1,122
24 x 60 x 30	7.5 / 82	25-NT246030_C	\$1,301
24 x 72 x 30	8.2 / 91	25-NT247230_C	\$1,375
24 x 84 x 30	8.9 / 100	25-NT248430_C	\$1,420
24 x 96 x 30	9.6 / 110	25-NT249630_C	\$1,496
30 x 36 x 30	6.5 / 70	25-NT303630_C	\$1,072
30 x 42 x 30	6.9 / 76	25-NT304230_C	\$1,124
30 x 48 x 30	7.4 / 82	25-NT304830_C	\$1,181
30 x 60 x 30	8.3 / 93	25-NT306030_C	\$1,399
30 x 72 x 30	9.2 / 105	25-NT307230_C	\$1,457
30 x 84 x 30	10.1 / 117	25-NT308430_C	\$1,474
30 x 96 x 30	10.9 / 129	25-NT309630_C	\$1,568



Assembly required
for all products on
this page

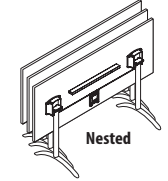
Multi-Purpose Tables

Nesting Tables

Stiffener bar included on tables 60" or wider

Arched Legs

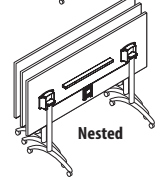
Table with folding top



D x W x H (in.)	ft ³ / lbs	Model	List Price
18 x 36 x 30	5.4 / 50	25-NT183630AL	\$1,031
18 x 42 x 30	5.7 / 55	25-NT184230AL	\$1,102
18 x 48 x 30	6.1 / 59	25-NT184830AL	\$1,134
18 x 60 x 30	6.6 / 65	25-NT186030AL	\$1,261
18 x 72 x 30	7.1 / 72	25-NT187230AL	\$1,304
18 x 84 x 30	7.7 / 80	25-NT188430AL	\$1,361
18 x 96 x 30	8.2 / 86	25-NT189630AL	\$1,399
24 x 36 x 30	6.1 / 61	25-NT243630AL	\$1,053
24 x 42 x 30	6.3 / 65	25-NT244230AL	\$1,109
24 x 48 x 30	6.7 / 71	25-NT244830AL	\$1,196
24 x 60 x 30	7.5 / 80	25-NT246030AL	\$1,336
24 x 72 x 30	8.2 / 89	25-NT247230AL	\$1,366
24 x 84 x 30	8.9 / 98	25-NT248430AL	\$1,433
24 x 96 x 30	9.6 / 108	25-NT249630AL	\$1,542
30 x 36 x 30	6.5 / 68	25-NT303630AL	\$1,089
30 x 42 x 30	6.9 / 74	25-NT304230AL	\$1,163
30 x 48 x 30	7.4 / 80	25-NT304830AL	\$1,289
30 x 60 x 30	8.3 / 91	25-NT306030AL	\$1,445
30 x 72 x 30	9.2 / 103	25-NT307230AL	\$1,503
30 x 84 x 30	10.1 / 115	25-NT308430AL	\$1,521
30 x 96 x 30	10.9 / 127	25-NT309630AL	\$1,628

Arched Legs

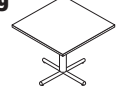
Table with folding top
& casters



18 x 36 x 30	5.4 / 52	25-NT183630AC	\$1,115
18 x 42 x 30	5.7 / 57	25-NT184230AC	\$1,179
18 x 48 x 30	6.1 / 61	25-NT184830AC	\$1,258
18 x 60 x 30	6.6 / 67	25-NT186030AC	\$1,386
18 x 72 x 30	7.1 / 74	25-NT187230AC	\$1,430
18 x 84 x 30	7.7 / 82	25-NT188430AC	\$1,485
18 x 96 x 30	8.2 / 88	25-NT189630AC	\$1,523
24 x 36 x 30	6.1 / 63	25-NT243630AC	\$1,156
24 x 42 x 30	6.3 / 67	25-NT244230AC	\$1,224
24 x 48 x 30	6.7 / 73	25-NT244830AC	\$1,318
24 x 60 x 30	7.5 / 82	25-NT246030AC	\$1,459
24 x 72 x 30	8.2 / 91	25-NT247230AC	\$1,485
24 x 84 x 30	8.9 / 100	25-NT248430AC	\$1,586
24 x 96 x 30	9.6 / 110	25-NT249630AC	\$1,662
30 x 36 x 30	6.5 / 70	25-NT303630AC	\$1,211
30 x 42 x 30	6.9 / 76	25-NT304230AC	\$1,287
30 x 48 x 30	7.4 / 82	25-NT304830AC	\$1,412
30 x 60 x 30	8.3 / 93	25-NT306030AC	\$1,463
30 x 72 x 30	9.2 / 105	25-NT307230AC	\$1,625
30 x 84 x 30	10.1 / 117	25-NT308430AC	\$1,643
30 x 96 x 30	10.9 / 129	25-NT309630AC	\$1,750

Square Tables

Metal Straight X-Leg



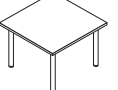
D x W x H (in.)	ft ³ / lbs	Model	List Price
30 x 30 x 30	17.9 / 46	25-SQ303030XS	\$638
36 x 36 x 30	18.9 / 67	25-SQ363630XS	\$749
42 x 42 x 30	20.1 / 85	25-SQ424230XS	\$1,008
48 x 48 x 30	21.4 / 102	25-SQ484830XS	\$1,079

Metal Arched X-Leg



30 x 30 x 30	17.9 / 46	25-SQ303030XA	\$827
36 x 36 x 30	18.9 / 67	25-SQ363630XA	\$905
42 x 42 x 30	20.1 / 85	25-SQ424230XA	\$1,134
48 x 48 x 30	21.4 / 102	25-SQ484830XA	\$1,192

Metal Straight Leg



30 x 30 x 30	2.9 / 46	25-SQ303030SL	\$827
36 x 36 x 30	3.8 / 67	25-SQ363630SL	\$905
42 x 42 x 30	4.9 / 85	25-SQ424230SL	\$1,134
48 x 48 x 30	6.3 / 102	25-SQ484830SL	\$1,192

Round Tables

Metal Straight X-Leg



D x W x H (in.)	ft ³ / lbs	Model	List Price
30 x 30 x 30	17.9 / 46	25-FR303030XS	\$662
36 x 36 x 30	18.9 / 67	25-FR363630XS	\$762
42 x 42 x 30	20.1 / 85	25-FR424230XS	\$1,028
48 x 48 x 30	21.4 / 102	25-FR484830XS	\$1,130

Metal Arched X-Leg



30 x 30 x 30	17.9 / 46	25-FR303030XA	\$849
36 x 36 x 30	18.9 / 67	25-FR363630XA	\$931
42 x 42 x 30	20.1 / 85	25-FR424230XA	\$1,208
48 x 48 x 30	21.4 / 102	25-FR484830XA	\$1,254

Metal Straight Leg



30 x 30 x 30	2.9 / 46	25-FR303030SL	\$849
36 x 36 x 30	3.8 / 67	25-FR363630SL	\$931
42 x 42 x 30	4.9 / 85	25-FR424230SL	\$1,208
48 x 48 x 30	6.3 / 102	25-FR484830SL	\$1,254

Laminate Cross Base



Specify laminate base and worksurface colors

36 x 36 x 30	3.8 / 67	25-FR363630CB	\$762
42 x 42 x 30	4.9 / 85	25-FR424230CB	\$1,028
48 x 48 x 30	6.3 / 102	25-FR484830CB	\$1,130

Not on GSA Contract

Quarter Round Tables

Metal Straight X-Leg



D x W x H (in.)	ft ³ / lbs	Model	List Price
24 x 24 x 30	17.1 / 32	25-QR242430XS	\$715
30 x 30 x 30	17.9 / 47	25-QR303030XS	\$841
36 x 36 x 30	18.9 / 62	25-QR363630XS	\$935

Metal Arched X-Leg



24 x 24 x 30	17.1 / 32	25-QR242430XA	\$954
30 x 30 x 30	17.9 / 47	25-QR303030XA	\$1,043
36 x 36 x 30	18.9 / 62	25-QR363630XA	\$1,146

Metal Straight Leg



24 x 24 x 30	1.1 / 32	25-QR242430SL	\$954
30 x 30 x 30	2.9 / 47	25-QR303030SL	\$1,043
36 x 36 x 30	3.8 / 62	25-QR363630SL	\$1,146

Metal T-Leg

For stability only.

Designed to attach to
other units on both sides



30 x 30 x 30	6.1 / 44	25-QR303030TL	\$840
36 x 36 x 30	7.1 / 59	25-QR363630TL	\$935



Assembly required
for all products on
this page

Multi-Purpose Tables

Table Bridges

18° Bridge



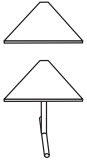
D x W x H (in.)	ft ³ / lbs	Model	List Price
18 x 18 x 1	1.0 / 4	25-WG18180118	\$240
24 x 24 x 1	1.6 / 10	25-WG24240118	\$259
30 x 30 x 1	2.4 / 25	25-WG30300118	\$267
36 x 36 x 1	3.4 / 32	25-WG36360118	\$284

30° Bridge



18 x 18 x 1	1.0 / 4	25-WG18180130	\$240
24 x 24 x 1	1.6 / 10	25-WG24240130	\$259
30 x 30 x 1	2.4 / 25	25-WG30300130	\$267
36 x 36 x 1	3.4 / 32	25-WG36360130	\$284

45° Bridge

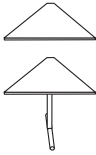


18 x 18 x 1	1.0 / 4	25-WG18180145	\$240
24 x 24 x 1	1.6 / 10	25-WG24240145	\$259
30 x 30 x 1	2.4 / 25	25-WG30300145	\$267

Leg is for stability only. Designed to attach to other units on both sides

36 x 36 x 30	7.1 / 59	25-WG36360145	\$581
--------------	----------	---------------	-------

60° Bridge

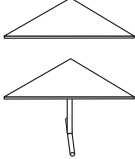


18 x 18 x 1	1.4 / 4	25-WG18180160	\$240
24 x 24 x 1	2.1 / 10	25-WG24240160	\$259

Leg is for stability only. Designed to attach to other units on both sides

30 x 30 x 30	6.1 / 44	25-WG30300160	\$564
36 x 36 x 30	7.1 / 59	25-WG36360160	\$581

90° Bridge



18 x 18 x 1	1.4 / 4	25-WG18180190	\$240
24 x 24 x 1	2.1 / 10	25-WG24240190	\$259

Leg is for stability only. Designed to attach to other units on both sides

30 x 30 x 30	6.1 / 44	25-WG30300190	\$564
36 x 36 x 30	7.1 / 59	25-WG36360190	\$581

Stiffener Bar & Quick Connector

Stiffener Bar




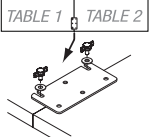
Table Width	ft ³ / lbs	Model	List Price
-------------	-----------------------	-------	------------

Use to prevent sagging of top.

Standard color is Polished Black metal.

48" W Table	0.4 / 1	25-ST014802	\$107
60" W Table	0.5 / 1	25-ST016002	\$107
72" W Table	0.6 / 2	25-ST017202	\$137
84" W Table	0.6 / 3	25-ST018402	\$148
96" W Table	0.7 / 4	25-ST019602	\$172

Quick Connector



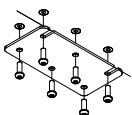
D x W (in.)	ft ³ / lbs	Model	List Price
-------------	-----------------------	-------	------------

Use when chaining two or more tables.

Standard color is Polished Black metal.

3 x 6	0.1 / 0.5	25-QC060600	\$55
-------	-----------	-------------	------

Mending & Bridge Plate Kit



D x W (in.)	ft ³ / lbs	Model	List Price
-------------	-----------------------	-------	------------

Use when chaining two or more tables.

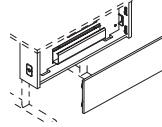
Standard color is Polished Black metal.

2 x 5 1/2	0.1 / 0.5	26-MEND01	\$55
-----------	-----------	-----------	------

iMod™ Compartments

iMod™ w/ Laminite Modesty Panels

Table not included



D x W x H (in.)	ft ³ / lbs	Model	List Price
-----------------	-----------------------	-------	------------

Includes a power strip and wire management channel per user.

To indicate no power strip, add "-X" to model number and deduct \$50 per user.

Specify a laminate base color.

Single Modesty

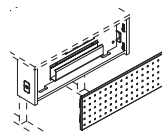
5 x 36 x 12	2.1 / 19	25-SM053612	\$482
5 x 42 x 12	2.5 / 22	25-SM054212	\$492
5 x 48 x 12	2.8 / 25	25-SM054812	\$504
5 x 60 x 12	3.5 / 31	25-SM056012	\$518

Double Modesty

5 x 72 x 12	2.1 / 38	25-SM057212	\$830
5 x 84 x 12	2.5 / 44	25-SM058412	\$856
5 x 96 x 12	2.8 / 50	25-SM059612	\$874

iMod™ w/ Perforated Metal Modesty Panels

Table not included



Includes a power strip and wire management channel per user.

To indicate no power strip, add "-X" to model number and deduct \$50 per user.

Specify a laminate base color and a metal color.

Single Modesty

5 x 36 x 12	2.1 / 20	25-PM053612	\$724
5 x 42 x 12	2.5 / 23	25-PM054212	\$774
5 x 48 x 12	2.8 / 26	25-PM054812	\$816
5 x 60 x 12	3.5 / 33	25-PM056012	\$870

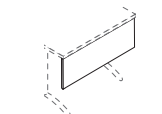
Double Modesty

5 x 72 x 12	2.1 / 39	25-PM057212	\$1,301
5 x 84 x 12	2.5 / 46	25-PM058412	\$1,366
5 x 96 x 12	2.8 / 52	25-PM059612	\$1,450

Modesty Panels

Laminite Modesty Panels

Table not included



D x W x H (in.)	ft ³ / lbs	Model	List Price
-----------------	-----------------------	-------	------------

Specify a laminate base color.

Single Modesty

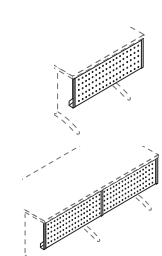
1 x 36 x 12	0.25 / 8	25-SM013612	\$191
1 x 42 x 12	0.3 / 9	25-SM014212	\$202
1 x 48 x 12	0.3 / 10	25-SM014812	\$214
1 x 60 x 12	0.5 / 13	25-SM016012	\$228

Double Modesty

1 x 72 x 12	0.5 / 15	25-SM017212	\$381
1 x 84 x 12	0.6 / 18	25-SM018412	\$400
1 x 96 x 12	0.75 / 20	25-SM019612	\$425

Perforated Metal Modesty Panels

Table not included



Specify a metal color.

Single Modesty

1 x 36 x 12	0.25 / 8	25-PM013612	\$415
1 x 42 x 12	0.3 / 9	25-PM014212	\$449
1 x 48 x 12	0.3 / 10	25-PM014812	\$491
1 x 60 x 12	0.5 / 13	25-PM016012	\$545

Double Modesty

1 x 72 x 12	0.5 / 16	25-PM017212	\$830
1 x 84 x 12	0.6 / 18	25-PM018412	\$895
1 x 96 x 12	0.75 / 21	25-PM019612	\$977

NOVALinked™ Components

NOVALinked™ is a networking system that provides complete control of NOVA's Trolley™ monitor lifts in a classroom or training room setting. Utilizing a Crestron, Extron, AMX or other major brand controller, or an ISI component, instructors can raise or lower all of the Trolley™ monitor lifts in the classroom simultaneously.



LCI - Linking Control Interface

The LCI is required for all NOVALinked™ installations. One LCI is required to control each Trolley™ monitor lift. It can be located in an inconspicuous location on each desk/table or within the total access iMod™ compartment (if available).

1 9/16" D x 4" W x 1 3/4" H

AC-LCI.....\$269



JCN - Junction

The JCN is a parallel 3 way splitter for the NOVALinked™ System. One JCN required per row. Designed for use only with the NOVALinked™ System.

1 9/16" D x 4" W x 1 3/4" H

AC-JCN3 (Three RJ45 ports).....\$202



CAT6 Patch Cable

CAT6 molded boot patch cable.

AC-CAT6-1 (1ft)\$27


AC-CAT6-2 (2ft)\$31

AC-CAT6-5 (5ft)\$34

AC-CAT6-7 (7ft)\$37

AC-CAT6-10 (10ft).....\$46

AC-CAT6-14 (14ft).....\$57



ISI - Independent Switching Interface

The ISI allows full control of the On/Off and Up/Down functions of the NOVALinked™ System without interfacing with a control system. The ISI Module is designed to be housed in the lectern-based Trolley™ control panel.

AC-ISI (for Wired Systems).....\$454

AC-ISIRF (for Wireless RF Systems).....\$454



CSIM - Control System Interface Module

The CSIM is required for "wired" NOVALinked™ installations. One CSIM is needed for every thirty (30) LCI units / Trolley™ monitor lifts. Includes a 24V = 1.67A, 40W MAX Power Supply with Cord.

1 9/16" D x 4 1/8" W x 2 15/16" H

AC-CSIM.....\$534

Components for Wireless NOVALinked™

The Wireless NOVALinked™ application eliminates the issue of running power from the lectern to the first row of desks, and from row to row.



TXM - Transmitter

The Transmitter allows wireless control of the Trolley™, and is housed in the lectern or any other location in the room. The Transmitter connects to the Controller or ISI, and each one has a unique frequency address. It sends separate commands for On, Off, Up and Down.

AC-TXM\$511



RCVR - Receiver

One Receiver required per row of desks, including the last row.

AC-RCVR.....\$511

NOTE: If not using a major brand controller, order ISI component for wireless systems (AC-ISIRF)

NOTE: Typically one CSIM is required for every 30 LCI units in the classroom. Each Trolley™ unit requires one LCI (even with the wireless configuration).

All NOVALinked™ components shown on this page.




Trolley™ monitor lifts shown in the "up" position

Trolley™ monitor lifts shown in the "down" position

NOVA Linked™ Sample Layouts




 **RF Transmitter**, typically located on lectern (Qty 1)
Has a unique frequency.
AC-TXM



 **Receiver**
1 per row (Qty 4)
AC-RCVR




 **Independent Switching Interface**, typically located on lectern (Qty 1)
AC-ISIRF (for Wireless RF Systems)




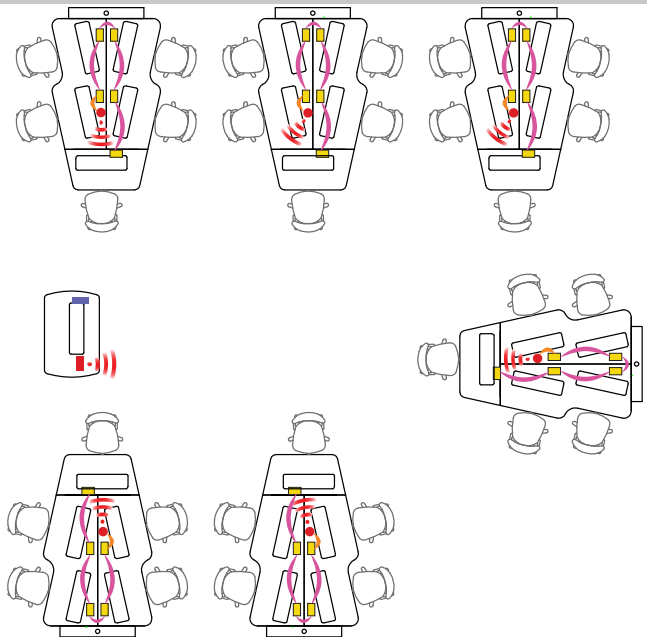
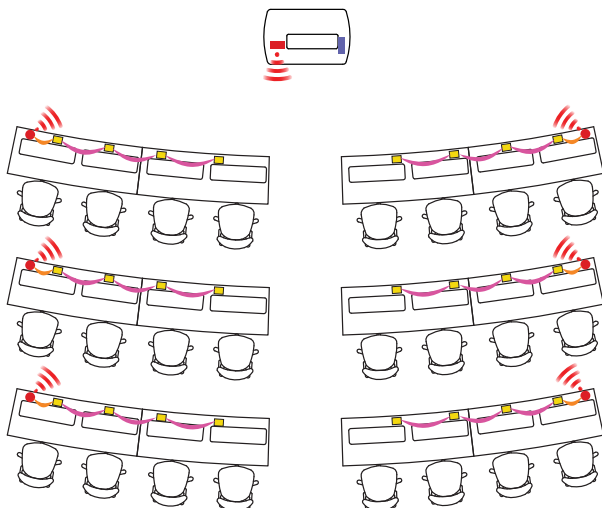
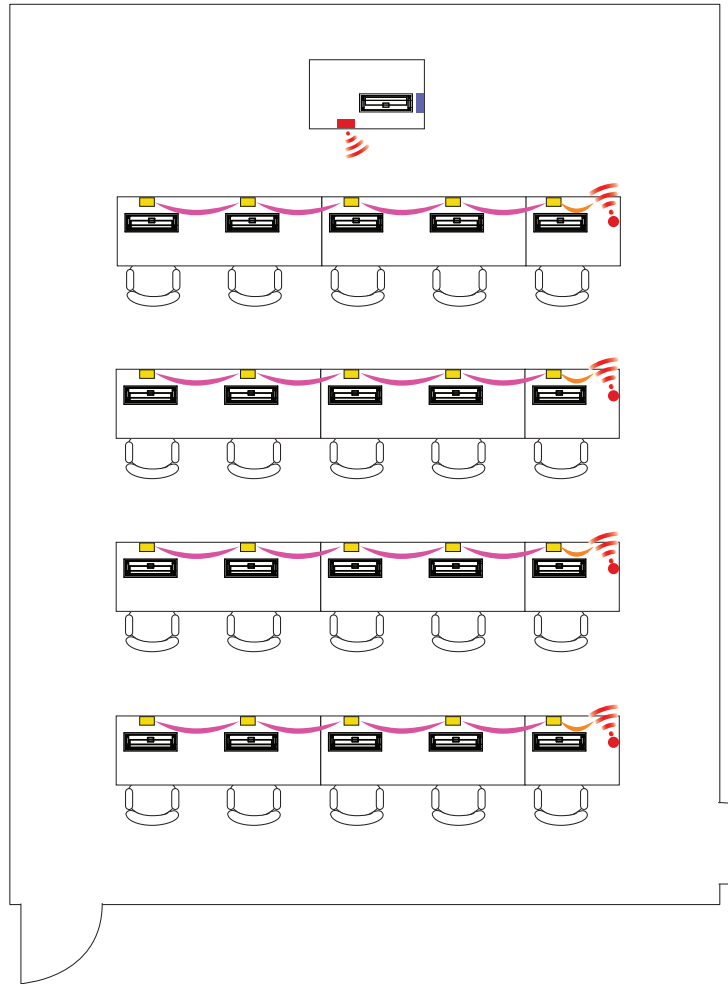
 **Linking Control Interface**
1 per Trolley, except in Lectern when using a CSIM or Transmitter
If Lectern utilizes a Trolley with CSIM or Transmitter, then no need for an LCI.
(Qty 20)
AC-LCI



 **CAT6 Patch Cable**
1ft or 2ft cable needed to run from RCVR to the 1st LCI in each row
(Qty 4)
AC-CAT6-2



 5ft or 7ft cables needed to run from LCI to LCI in each row
(Qty 16)
AC-CAT6-5



Hardwiring

How To Order NOVA Hardwiring Components

1. Select a standard model
2. Complete room layout
3. Select power entry
4. Select jumper length
5. Select receptacle block
6. Specify mounting bracket quantity for all receptacle blocks

NOTE: Mounting brackets with receptacle block always located behind CPU storage

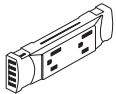
Standard Features

- 4-wires, 2 circuits, 20 Amps each (Circuit 1 & 2 only)
- 13-Duplex receptacles per circuit, 26-15 Amp Duplex receptacles per power infeed maximum
- Easy to specify
- Easy to install and reconfigure
- Requires less space
- UL Listed as a Manufactured Wiring System
- More economical than 8-Wire Systems

NOTE: For hardwiring in New York City, San Francisco, or Chicago - contact Sales

Electrical Components

Receptacle Block



Model	List Price
Complete the model number by indicating its circuit number (Circuit 1 or Circuit 2)	
Ex: A receptacle block for Circuit 1 would be model number BE41917-3-A-1-8B.	
Mounting bracket sold separately. See below.	
BE41917-3-A-__-8B	\$128

Receptacle to Receptacle Block Connector



BE41919-3	\$28
-----------	------

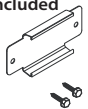
4-Way "H" Connector



BE41921-3	\$47
-----------	------

Spring Clip Mounting Bracket

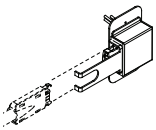
Screws included



BE41955	\$8
---------	-----

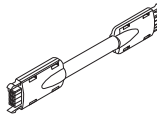
Transition wall power plate

Power entry not included



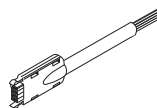
BE42171-3-06	\$196
--------------	-------

Female-to-Female Jumper



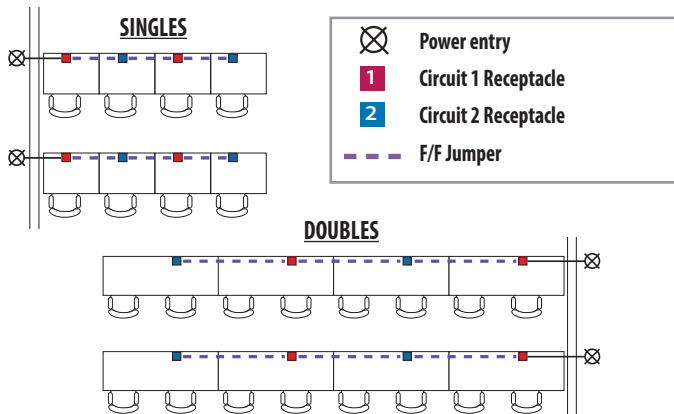
Length	Model	List Price
6"	BE41920-3-6	\$114
12"	BE41920-3-12	\$125
18"	BE41920-3-18	\$133
22"	BE41920-3-22	\$138
24"	BE41920-3-24	\$143
30"	BE41920-3-30	\$151
36"	BE41920-3-36	\$160
42"	BE41920-3-42	\$169
48"	BE41920-3-48	\$185
54"	BE41920-3-54	\$196
60"	BE41920-3-60	\$206
66"	BE41920-3-66	\$217
72"	BE41920-3-72	\$226
78"	BE41920-3-78	\$237
84"	BE41920-3-84	\$248
90"	BE41920-3-90	\$259
96"	BE41920-3-96	\$269
102"	BE41920-3-102	\$278
108"	BE41920-3-108	\$290
114"	BE41920-3-114	\$301
120"	BE41920-3-120	\$309
126"	BE41920-3-126	\$321
132"	BE41920-3-132	\$331
138"	BE41920-3-138	\$341
144"	BE41920-3-144	\$352

Power Entry



36"	BE41922-3-36	\$204
42"	BE41922-3-42	\$214
48"	BE41922-3-48	\$232
54"	BE41922-3-54	\$242
60"	BE41922-3-60	\$250
66"	BE41922-3-66	\$261
72"	BE41922-3-72	\$272
78"	BE41922-3-78	\$283
84"	BE41922-3-84	\$292
90"	BE41922-3-90	\$303
96"	BE41922-3-96	\$313
102"	BE41922-3-102	\$324
108"	BE41922-3-108	\$334
114"	BE41922-3-114	\$345
120"	BE41922-3-120	\$355
126"	BE41922-3-126	\$365
132"	BE41922-3-132	\$376
138"	BE41922-3-138	\$386
144"	BE41922-3-144	\$396

Sample Layout



Audiovisual Lecterns & Podiums





Audiovisual Lecterns & Podiums

Modern designs provide a one-stop solution for integrating the latest technology into presentation lecterns & podiums.

- Accommodates latest AV equipment
- Some models are electrically adjustable from a sitting to standing position
- Offers shelves and rack rail systems
- Visual Display Options available on many models
- Hides wires and cables for a clutter-free look
- Removable modesty panel covers available in laminate or perforated metal
- Easy access to the back of equipment
- Provides security and prevents accidental damage to equipment
- Thermofused Melamine Worksurface; 1" Thick
- Standard edge detail: 2mm Flat PVC. Matching edge banding colors

Presenting a complete solution.

AV Lecterns & Podiums

How To Order

1. Select model number

Ex: 67-LS303641LM

(30x36x41 Lectern with pull-out shelf and laminate modesty)

2. Select laminate color for base and worksurface (see page 62)

If ordering with perforated metal modesty, select metal color (see page 63)

Note: Laminate modesty will match base color.

Ex: **129** **664** **PSL**
Base Worksurface Metal

Optional Selections:

3. Select Visual Display Options (see page 34)

Ex: TE0728NK (The Trolley™ EXL with NOVA keyboard drawer)

4. Select Options and Factory Installed Accessories (see page 33)

Ex: RWGSC (Star cut wire grommet)

Visual Display Options

The Trolley™ Monitor Lift System

Maximum dimensions for widescreen:

E: 2 ½" D x 18 7⁄8" W x 14 ½" H (63.5mm D x 479.4mm W x 368.3mm H)

EXL: 2 ½" D x 22 7⁄8" W x 14 ½" H (63.5mm D x 581mm W x 368.3mm H)

NOTE: Maximum distance from center of wall mount VESA plate to bottom of monitor is 6 ¾" (171mm)

Available with  **NOVA Linked™**

NOVA Linked™ is a networking system that provides complete control of NOVA's Trolley™ monitor lifts in a classroom or training room setting. To order, see page 22.

Downview™

Maximum monitor dimensions:

16x21 widescreen viewport: 20 1⁄8" W x 12 ½" H (511mm W x 318mm H)

18x21 widescreen viewport: 20 1⁄8" W x 14 ½" H (511mm W x 368mm H)

21x24 widescreen viewport: 23 1⁄8" W x 19" H (587mm W x 482mm H)

Model Number Structure

67	-	LS		303641		LM
Series		Type		Size		Modesty Combination for Laminate modesty
66=Lectern		LS=Lectern with square top		D x W x H		LM=Laminate modesty panels
67=Lectern w/ pull-out shelf		LP=Lectern with privacy sides				LD=Laminate modesty panels & CPU compartment with door
		LC=Lectern with curved top				LR=Laminate modesty; D-top right
		LD=Lectern w/ D-top				LL=Laminate modesty; D-top left
		DT=D-top Workstation				LX=Laminate modesty; No CPU shelf
		SS=Sit-Stand Lectern				LC=Laminate modesty panels & CPU shelf
						Modesty Combination for Perforated Metal modesty
						MM=Metal modesty panels
						MD=Metal modesty panels & CPU compartment with door
						MR=Metal modesty; D-top right
						ML=Metal modesty; D-top left
						MX=Metal modesty; No CPU shelf
						MC=Metal modesty panels & CPU shelf

Surface Mount Arm

Maximum monitor dimensions:

Surface Mount Arm: Up to 24" widescreen

Articulating Surface Mount Arm: Up to 35" widescreen

Maximum monitor weight:

Surface Mount Arm: 21 lbs

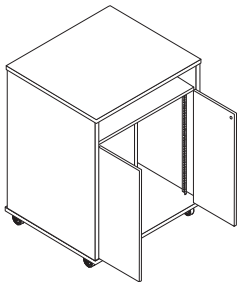
Articulating Surface Mount Arm: 33 lbs

Grommets

Standard grommets are rectangular black plastic.

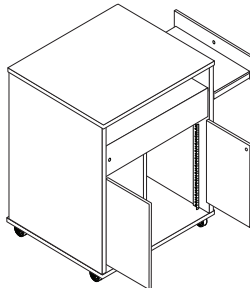
66-Series

66-LS303641LM



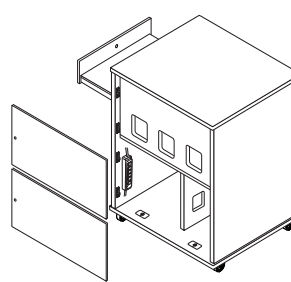
67-Series

67-LS303641LM



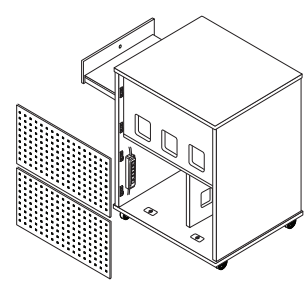
Laminate Mod

67-LS303641LM



Metal Mod

67-LS303641MM



Standing Height AV Lecterns

Locking rear access panels. Power strip(s). Casters. Locking doors. Wire access grommets. 30", 36", 42" W lecterns have two doors. 48" W lecterns have three doors. Front and Rear Rack Rails. Add (-L) to end of model number for left hand units. Add (-N) to the end of all model numbers for all non-locking.

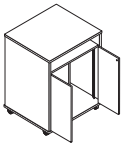
Storage Dimensions:

30" W Unit: Rack rails on left side of storage area - 19 1/4" W. Remaining space is 8 3/8" W
 36" W Unit: Left compartment - 13 3/8" W. Right compartment w/ rack rails - 19 1/4" W
 42" W Unit: Left compartment w/ rack rails - 19 1/4" W. Right compartment w/ rack rails - 19 1/4" W
 48" W Unit: Left compartment w/ rack rails - 25 3/4" W. Right compartment w/ rack rails - 19 1/4" W

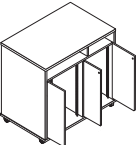
Square Top AV Lecterns

Available with most Visual Display Options

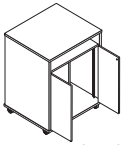
(30" W lecterns are not available with Trolley™ EXL or 21x24 Downview™)



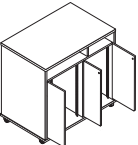
14 RU rack rails



28 RU rack rails



14 RU rack rails



28 RU rack rails

Laminate Modesty

14 RU rack rails. 1 Power strip

D x W x H (in.)	ft³ / lbs	Model	List Price
30 x 30 x 41	27.9 / 372	66-LS303041LM	\$4,104
30 x 36 x 41	33.1 / 404	66-LS303641LM	\$4,238

36 x 30 x 41 33.1 / 404 66-LS363041LM \$4,517

36 x 36 x 41 39.3 / 436 66-LS363641LM \$4,649

28 RU rack rails (14 RU's on left; 14 RU's on right). 2 Power strips

3 Door available on 48" W only

30 x 42 x 41	38.3 / 434	66-LS304241LM	\$4,312
30 x 48 x 41	43.5 / 498	66-LS304841LM	\$4,451

36 x 42 x 41 45.5 / 505 66-LS364241LM \$4,734

36 x 48 x 41 51.7 / 550 66-LS364841LM \$4,873

Perforated Metal Modesty

14 RU rack rails. 1 Power strip

30 x 30 x 41	27.9 / 372	66-LS303041MM	\$4,911
30 x 36 x 41	33.1 / 404	66-LS303641MM	\$5,075

36 x 30 x 41 33.1 / 404 66-LS363041MM \$5,379

36 x 36 x 41 39.3 / 436 66-LS363641MM \$5,541

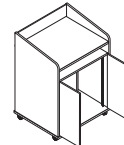
28 RU rack rails (14 RU's on left; 14 RU's on right). 2 Power strips

3 Door available on 48" W only

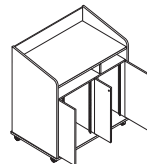
30 x 42 x 41	38.3 / 434	66-LS304241MM	\$5,162
30 x 48 x 41	43.5 / 498	66-LS304841MM	\$5,331

36 x 42 x 41 45.5 / 505 66-LS364241MM \$5,640

36 x 48 x 41 51.7 / 550 66-LS364841MM \$5,810



14 RU rack rails



28 RU rack rails

D x W x H (in.) ft³ / lbs Model List Price

Perforated Metal Modesty

14 RU rack rails. 1 Power strip

30 x 30 x 47 3/8	30.5 / 404	66-LP303047MM	\$5,111
30 x 36 x 47 3/8	36.2 / 425	66-LP303647MM	\$5,273

36 x 30 x 47 3/8 36.2 / 425 66-LP363047MM \$5,577

36 x 36 x 47 3/8 43.0 / 497 66-LP363647MM \$5,739

28 RU rack rails (14 RU's on left; 14 RU's on right). 2 Power strips

3 Door available on 48" W only

30 x 42 x 47 3/8	42.0 / 493	66-LP304247MM	\$5,363
30 x 48 x 47 3/8	47.7 / 515	66-LP304847MM	\$5,531

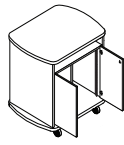
36 x 42 x 47 3/8 49.9 / 545 66-LP364247MM \$5,838

36 x 48 x 47 3/8 56.6 / 575 66-LP364847MM \$6,008

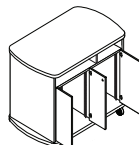
Curved Top AV Lecterns

Available with most Visual Display Options

(30" W lecterns are not available with Trolley™ EXL or 21x24 Downview™)



14 RU rack rails



28 RU rack rails

D x W x H (in.) ft³ / lbs Model List Price

Laminate Modesty

14 RU rack rails. 1 Power strip

30 x 30/36* x 41	33.1 / 404	66-LC303641LM	\$4,604
30 x 36/42* x 41	38.3 / 434	66-LC304241LM	\$4,739

36 x 30/36* x 41 39.1 / 435 66-LC363641LM \$5,019

36 x 36/42* x 41 45.5 / 505 66-LC364241LM \$5,150

28 RU rack rails (14 RU's on left; 14 RU's on right). 2 Power strips

3 Door available on 48"/54" W only

30 x 42/48* x 41	43.5 / 498	66-LC304841LM	\$4,814
30 x 48/54* x 41	48.7 / 516	66-LC305441LM	\$4,954

36 x 42/48* x 41 51.7 / 550 66-LC364841LM \$5,096

36 x 48/54* x 41 57.9 / 576 66-LC365441LM \$5,236

*Chassis width / Top width

Perforated Metal Modesty

14 RU rack rails. 1 Power strip

30 x 30/36* x 41	33.1 / 404	66-LC303641MM	\$5,512
30 x 36/42* x 41	38.3 / 434	66-LC304241MM	\$5,674

36 x 30/36* x 41 39.1 / 435 66-LC363641MM \$5,979

36 x 36/42* x 41 45.5 / 505 66-LC364241MM \$6,140

28 RU rack rails (14 RU's on left; 14 RU's on right). 2 Power strips

3 Door available on 48"/54" W only

30 x 42/48* x 41	43.5 / 498	66-LC304841MM	\$5,762
30 x 48/54* x 41	48.7 / 516	66-LC305441MM	\$5,932

36 x 42/48* x 41 51.7 / 550 66-LC364841MM \$6,239

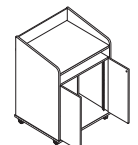
36 x 48/54* x 41 57.9 / 576 66-LC365441MM \$6,407

*Chassis width / Top width

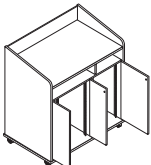
Privacy Side AV Lecterns

Available with most Visual Display Options

(30" W lecterns are not available with Trolley™ EXL or 21x24 Downview™)



14 RU rack rails



28 RU rack rails

Laminate Modesty

14 RU rack rails. 1 Power strip

30 x 30 x 47 3/8	30.5 / 404	66-LP303047LM	\$4,270
30 x 36 x 47 3/8	36.2 / 425	66-LP303647LM	\$4,404

36 x 30 x 47 3/8 36.2 / 425 66-LP363047LM \$4,682

36 x 36 x 47 3/8 43.0 / 497 66-LP363647LM \$4,814

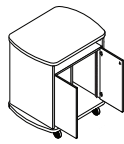
28 RU rack rails (14 RU's on left; 14 RU's on right). 2 Power strips

3 Door available on 48" W only

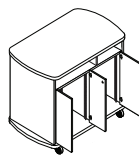
30 x 42 x 47 3/8	42.0 / 493	66-LP304247LM	\$4,481
30 x 48 x 47 3/8	47.7 / 515	66-LP304847LM	\$4,618

36 x 42 x 47 3/8 49.8 / 545 66-LP364247LM \$4,903

36 x 48 x 47 3/8 56.6 / 575 66-LP364847LM \$5,040



14 RU rack rails



28 RU rack rails

Standing Height AV Lecterns

with Pull-Out Shelf

Locking pull-out shelf for digital presenter on right side. Locking rear access panels. Locking front access panel for digital presenter. Power strip(s). Casters. Locking doors. Wire access grommets. 30", 36", 42" W lecterns have two doors. 48" W lecterns have three doors. Front and Rear Rack Rails. Add (-L) to end of model number for left hand units.

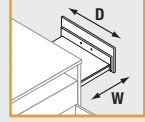
Add (-N) to the end of all model numbers for all non-locking.

Storage Dimensions:

30" W Unit: Rack rails on left side of storage area - 19 1/4" W. Remaining space is 8 5/8" W
 36" W Unit: Left compartment - 13 3/8" W. Right compartment w/ rack rails - 19 1/4" W
 42" W Unit: Left compartment w/ rack rails - 19 1/4" W. Right compartment w/ rack rails - 19 1/4" W
 48" W Unit: Left compartment w/ rack rails - 25 3/4" W. Right compartment w/ rack rails - 19 1/4" W

Pull-out shelf Interior Dimensions:

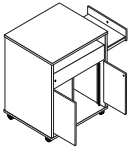
30" D Lecterns: 22 1/4" D x 20 3/8" W x 7 3/4" H
 36" D Lecterns: 28 1/4" D x 20 3/8" W x 7 3/4" H



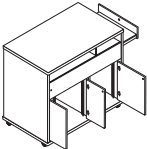
Square Top AV Lecterns with Pull-out Shelf

Only 48" W lecterns can accommodate all Visual Display Options

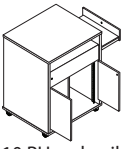
(30" W - 42" W lecterns only available with SMA or ASMA Visual Display Option)



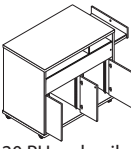
10 RU rack rails



20 RU rack rails



10 RU rack rails



20 RU rack rails

D x W x H (in.)	ft ³ / lbs	Model	List Price
-----------------	-----------------------	-------	------------

Laminate Modesty

10 RU rack rails. 1 Power strip

30 x 30 x 41	27.9 / 382	67-LS303041LM	\$4,661
30 x 36 x 41	33.1 / 414	67-LS303641LM	\$4,796

36 x 30 x 41	33.1 / 414	67-LS363041LM	\$5,075
36 x 36 x 41	39.3 / 446	67-LS363641LM	\$5,208

20 RU rack rails (10 RU's on left; 10 RU's on right). 2 Power strips

3 Door available on 48" W only

30 x 42 x 41	38.3 / 444	67-LS304241LM	\$4,870
30 x 48 x 41	43.5 / 508	67-LS304841LM	\$5,009

36 x 42 x 41	45.5 / 515	67-LS364241LM	\$5,305
36 x 48 x 41	51.7 / 560	67-LS364841LM	\$5,430

Perforated Metal Modesty

10 RU rack rails. 1 Power strip

30 x 30 x 41	27.9 / 382	67-LS303041MM	\$5,580
30 x 36 x 41	33.1 / 414	67-LS303641MM	\$5,742

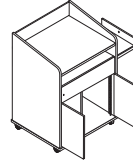
36 x 30 x 41	33.1 / 414	67-LS363041MM	\$6,044
36 x 36 x 41	39.3 / 446	67-LS363641MM	\$6,207

20 RU rack rails (10 RU's on left; 10 RU's on right). 2 Power strips

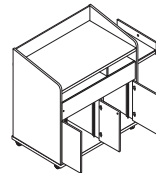
3 Door available on 48" W only

30 x 42 x 41	38.3 / 444	67-LS304241MM	\$5,830
30 x 48 x 41	43.5 / 508	67-LS304841MM	\$5,999

36 x 42 x 41	45.5 / 515	67-LS364241MM	\$6,308
36 x 48 x 41	51.7 / 560	67-LS364841MM	\$6,476



10 RU rack rails



20 RU rack rails

D x W x H (in.)	ft ³ / lbs	Model	List Price
-----------------	-----------------------	-------	------------

Perforated Metal Modesty

10 RU rack rails. 1 Power strip

30 x 30 x 47 7/8	31.1 / 414	67-LP303047MM	\$5,778
30 x 36 x 47 7/8	36.9 / 435	67-LP303647MM	\$5,943

36 x 30 x 47 7/8	36.9 / 435	67-LP363047MM	\$6,243
36 x 36 x 47 7/8	43.9 / 507	67-LP363647MM	\$6,409

20 RU rack rails (10 RU's on left; 10 RU's on right). 2 Power strips

3 Door available on 48" W only

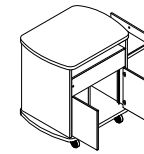
30 x 42 x 47 7/8	42.8 / 503	67-LP304247MM	\$6,030
30 x 48 x 47 7/8	48.6 / 525	67-LP304847MM	\$6,199

36 x 42 x 47 7/8	50.8 / 555	67-LP364247MM	\$6,505
36 x 48 x 47 7/8	57.8 / 585	67-LP364847MM	\$6,675

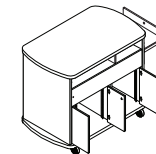
Curved Top AV Lecterns with Pull-out Shelf

Only 48"/54" W lecterns can accommodate all Visual Display Options

(30"/36" W - 42"/48" W lecterns only available with SMA or ASMA Visual Display Option)



10 RU rack rails



20 RU rack rails

D x W x H (in.)	ft ³ / lbs	Model	List Price
-----------------	-----------------------	-------	------------

Laminate Modesty

10 RU rack rails. 1 Power strip

30 x 30/36* x 41	33.1 / 414	67-LC303641LM	\$5,162
30 x 36/42* x 41	38.3 / 444	67-LC304241LM	\$5,297

36 x 30/36* x 41	39.1 / 445	67-LC363641LM	\$5,577
36 x 36/42* x 41	45.5 / 515	67-LC364241LM	\$5,710

20 RU rack rails (10 RU's on left; 10 RU's on right). 2 Power strips

3 Door available on 48"/54" W only

30 x 42/48* x 41	43.5 / 508	67-LC304841LM	\$5,371
30 x 48/54* x 41	48.7 / 526	67-LC305441LM	\$5,512

36 x 42/48* x 41	51.7 / 560	67-LC364841LM	\$5,793
36 x 48/54* x 41	57.9 / 586	67-LC365441LM	\$5,933

*Chassis width / Top width

Perforated Metal Modesty

10 RU rack rails. 1 Power strip

30 x 30/36* x 41	33.1 / 414	67-LC303641MM	\$6,179
30 x 36/42* x 41	38.3 / 444	67-LC304241MM	\$6,343

36 x 30/36* x 41	39.1 / 445	67-LC363641MM	\$6,645
36 x 36/42* x 41	45.5 / 515	67-LC364241MM	\$6,807

20 RU rack rails (10 RU's on left; 10 RU's on right). 2 Power strips

3 Door available on 48"/54" W only

30 x 42/48* x 41	43.5 / 508	67-LC304841MM	\$6,430
30 x 48/54* x 41	48.7 / 526	67-LC305441MM	\$6,600

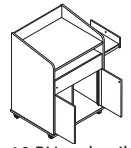
36 x 42/48* x 41	51.7 / 560	67-LC364841MM	\$6,905
36 x 48/54* x 41	57.9 / 586	67-LC365441MM	\$7,077

*Chassis width / Top width

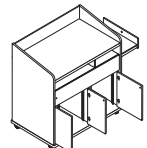
Privacy Side AV Lecterns with Pull-out Shelf

Only 48" W lecterns can accommodate all Visual Display Options

(30" W - 42" W lecterns only available with SMA or ASMA Visual Display Option)



10 RU rack rails



20 RU rack rails

D x W x H (in.)	ft ³ / lbs	Model	List Price
-----------------	-----------------------	-------	------------

Laminate Modesty

10 RU rack rails. 1 Power strip

30 x 30 x 47 7/8	31.1 / 414	67-LP303047LM	\$4,827
30 x 36 x 47 7/8	36.9 / 435	67-LP303647LM	\$4,963

36 x 30 x 47 7/8	36.9 / 435	67-LP363047LM	\$5,241
36 x 36 x 47 7/8	43.9 / 507	67-LP363647LM	\$5,372

20 RU rack rails (10 RU's on left; 10 RU's on right). 2 Power strips

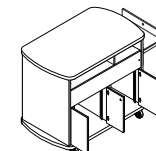
3 Door available on 48" W only

30 x 42 x 47 7/8	42.8 / 503	67-LP304247LM	\$5,039
30 x 48 x 47 7/8	48.6 / 525	67-LP304847LM	\$5,176

36 x 42 x 47 7/8	50.8 / 555	67-LP364247LM	\$5,461
36 x 48 x 47 7/8	57.7 / 585	67-LP364847LM	\$5,597



10 RU rack rails



20 RU rack rails



ASSEMBLY REQUIRED

Standing Height AV Lecterns

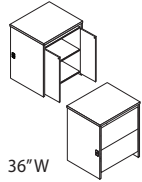
AV Lecterns with Shelves

Available with most Visual Display Options
(24" D lecterns not available with FPA1821 & FPA2124)

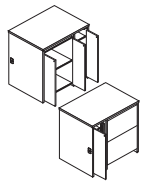
Locking modesty. Rear access panels. Wire management and power strip.
Locking doors. Add (-N) to the end of all model numbers for all non-locking. Add (-L) to the end of all model numbers for left hand units.

- Available with heavy duty casters (Specify "C" and add \$402). Height will increase by 2 3/4"
- Available with Flip-up Shelf. For factory prep, must specify "U" for left-handed or "V" for right-handed placement, or "B" for both left and right-handed.

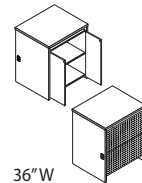
CPU Storage Width: 36"W Unit = 8 7/8" min 48"W Unit = 17"
42"W Unit = 11" 60"W Unit = 23"



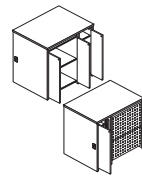
36"W



42", 48", 60"W



36"W



42", 48", 60"W

D x W x H (in.)	ft ³ / lbs	Model	List Price
-----------------	-----------------------	-------	------------

Laminate Modesty

2 fixed shelves

24 x 36 x 40	26.3 / 194	66-LS243640LD	\$2,689
30 x 36 x 40	32.4 / 196	66-LS303640LD	\$2,768
36 x 36 x 40	38.4 / 231	66-LS363640LD	\$3,103

2 adjustable shelves & 1 fixed shelf. Rear access door.
Separate compartment on right with door

24 x 42 x 40	30.5 / 212	66-LS244240LD	\$3,273
24 x 48 x 40	34.6 / 224	66-LS244840LD	\$3,386
24 x 60 x 40	42.9 / 236	66-LS246040LD	\$3,792

30 x 42 x 40	37.5 / 294	66-LS304240LD	\$3,353
30 x 48 x 40	42.6 / 306	66-LS304840LD	\$3,430
30 x 60 x 40	52.8 / 318	66-LS306040LD	\$3,883

36 x 42 x 40	44.5 / 323	66-LS364240LD	\$3,819
36 x 48 x 40	50.6 / 375	66-LS364840LD	\$3,837

Perforated Metal Modesty

2 fixed shelves

24 x 36 x 40	26.3 / 194	66-LS243640MD	\$3,041
30 x 36 x 40	32.4 / 196	66-LS303640MD	\$3,118
36 x 36 x 40	38.4 / 231	66-LS363640MD	\$3,454

2 adjustable shelves & 1 fixed shelf. Rear access door.
Separate compartment on right with door

24 x 42 x 40	30.5 / 212	66-LS244240MD	\$3,623
24 x 48 x 40	34.6 / 224	66-LS244840MD	\$3,736
24 x 60 x 40	42.9 / 236	66-LS246040MD	\$4,142

30 x 42 x 40	37.5 / 294	66-LS304240MD	\$3,702
30 x 48 x 40	42.6 / 306	66-LS304840MD	\$3,817
30 x 60 x 40	52.8 / 318	66-LS306040MD	\$4,233

36 x 42 x 40	44.5 / 323	66-LS364240MD	\$4,171
36 x 48 x 40	50.6 / 375	66-LS364840MD	\$4,188

AV Lecterns with Optional D-top Workstation

Power strip. Locking rear access panels. 1 fixed shelf. Locking door. 16 RU rack rails. Work surface height: (User side) 41 1/8". Storage Dimensions: 19 1/4"W.

30"W Lectern available with factory installed NOVA keyboard drawer (-NK)

Add (-N) to the end of all model numbers for all non-locking.

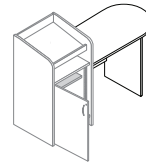
Lectern-Door swing Left	D x W x H (in.)	ft ³ / lbs	Model	List Price
	21 x 21 x 50	17.1 / 150	66-LD212150LR	\$1,402
	30 x 30 x 50	33.2 / 225	66-LD303050LR	\$2,245

Perforated Metal Modesty (shown left)

21 x 21 x 50	17.1 / 150	66-LD212150MR	\$1,678
30 x 30 x 50	33.2 / 225	66-LD303050MR	\$2,521

Includes grommet in Lectern right end panel for wire management

Optional D-top Desk on Right



Laminate Modesty

Attaches to right side of 66-LD212150LR or 66-LD303050LR.

Available with Trolley™ E, *FPA1621NK and Surface Mount Arm

21 x 39 x 34	— / —	66-DT213934LR	\$895
--------------	-------	---------------	-------

Perforated Metal Modesty

Attaches to right side of 66-LD212150MR or 66-LD303050MR.

Available with Trolley™ E, *FPA1621NK and Surface Mount Arm

21 x 39 x 34	— / —	66-DT213934MR	\$1,339
--------------	-------	---------------	---------

*FPA1621NK Flat Panel Arm will be mounted to modesty panel

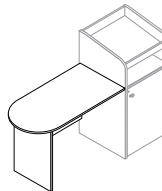
Lectern-Door swing Right	D x W x H (in.)	ft ³ / lbs	Model	List Price
	21 x 21 x 50	17.1 / 150	66-LD212150LL	\$1,402
	30 x 30 x 50	33.2 / 225	66-LD303050LL	\$2,245

Perforated Metal Modesty (shown left)

21 x 21 x 50	17.1 / 150	66-LD212150ML	\$1,678
30 x 30 x 50	33.2 / 225	66-LD303050ML	\$2,521

Includes grommet in Lectern left end panel for wire management

Optional D-top Desk on Left



Laminate Modesty

Attaches to left side of 66-LD212150LL or 66-LD303050LL.

Available with Trolley™ E, *FPA1621NK and Surface Mount Arm

21 x 39 x 34	— / —	66-DT213934LL	\$895
--------------	-------	---------------	-------

Perforated Metal Modesty

Attaches to left side of 66-LD212150ML or 66-LD303050ML.

Available with Trolley™ E, *FPA1621NK and Surface Mount Arm

21 x 39 x 34	— / —	66-DT213934ML	\$1,339
--------------	-------	---------------	---------

*FPA1621NK Flat Panel Arm will be mounted to modesty panel

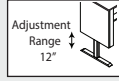
Sit-Stand & Seated Height AV Lecterns

Sit-Stand AV Lecterns

Available with all Visual Display Options

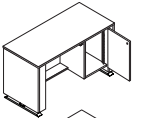
Locking iMod™ modesty rear access panels. Wire management and power strip. Locking doors. Vent Fan cutouts in rack rail storage bottom shelf (Vent fans sold separately). 12 RU rack rails in far right compartment: 19 1/4" W. Front and Rear Rack Rails. For left-handed units add "-L" to end of model number. Add (-N) to the end of model number for non-locking.

• Available with heavy duty casters (Specify "-C" and add \$402) **NOTE:** Adding Casters will increase height of lectern by 2 3/4"

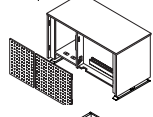


- Electrically adjustable unit from 30" base height with 12" travel.
- ADA compliant.
- System lift capacity up to 550 lbs.
- Column legs are standard Polished Black metal.

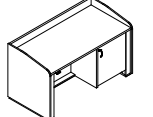
D x W x H (in.)	ft ³ / lbs	Model	List Price
Lectern will grow 2" in width when ordered with FPA2124			
Laminate Modesty			
30 x 58 3/4 x 30	39.8 / 360	66-SS305730LX	\$6,140



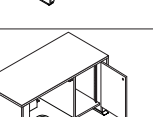
Perforated Metal Modesty (shown left)			
30 x 58 3/4 x 30	39.8 / 360	66-SS305730MX	\$6,529



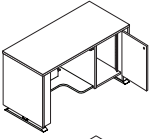
Privacy Sides w/ Laminate Modesty			
30 x 58 3/4 x 34	42.9 / 368	66-SSP305934LX	\$7,062
Not on GSA Contract			



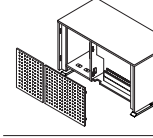
Privacy Sides w/ Perforated Metal Modesty			
30 x 58 3/4 x 34	42.9 / 368	66-SSP305934MX	\$7,509
Not on GSA Contract			



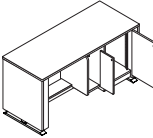
CPU shelf. CPU storage width: 8 1/2"			
Only available with Trolley™ E, or Surface Mount Arm Visual Display Options. Note: ADA Height Compliant Only			
Laminate Modesty			
30 x 58 3/4 x 30	39.8 / 379	66-SS305730LC	\$6,242



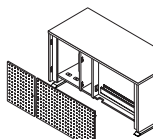
Perforated Metal Modesty (shown left)			
30 x 58 3/4 x 30	39.8 / 379	66-SS305730MC	\$6,630



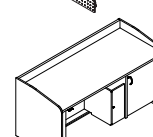
Locking CPU door. CPU storage width: 8"			
(Reduced with some Visual Display Options)			
CPU Storage Width by Visual Display Option:			
FPA2124 - 6 1/2" W			
Laminate Modesty			
30 x 67 7/16 x 30	45.1 / 398	66-SS306530LD	\$6,562



Perforated Metal Modesty (shown left)			
30 x 67 7/16 x 30	45.1 / 398	66-SS306530MD	\$6,996



Privacy Sides w/ Laminate Modesty			
30 x 67 7/16 x 34	49.3 / 406	66-SSP306834LD	\$7,547



Privacy Sides w/ Perforated Metal Modesty			
30 x 67 7/16 x 34	49.3 / 406	66-SSP306834MD	\$8,045

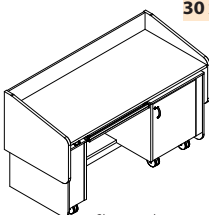


Prestige Sit-Stand AV Lectern

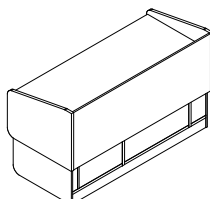
Worksurface base height at 32" H. Available with casters. Specify "-C" and add \$495. Adding casters will not affect rack space.

D x W x H (in.)	ft ³ / lbs	Model	List Price
30 x 66 x 39	43.0 / 400	66-PSS306639LX	\$10,186

Not on GSA Contract

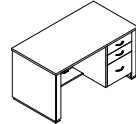


Shown with casters

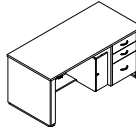


Sit-Stand Pedestal Instructor Desk

Rack rail compartment replaced with locking Box/Box/File pedestal.



D x W x H (in.)	ft ³ / lbs	Model	List Price
30 x 53 x 30	38.0 / 363	66-HA305330LX	\$6,953
Not on GSA Contract			



Locking CPU door. CPU storage width: 8" (6 1/2" w/ FPA2124)			
30 x 61 5/8 x 30	43.0 / 400	66-HA306230LD	\$7,419
Not on GSA Contract			

Seated Height AV Lecterns

Available with most Visual Display Options

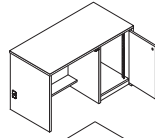
(26" D lecterns not available with FPA2124)

Locking iMod™ modesty rear access panels. Wire management and power strip. Locking doors. Vent Fan cutouts in rack rail storage bottom shelf (Vent fans sold separately). 14 RU rack rails in far right compartment: 19 1/4" W. Front and Rear Rack Rails. For left-handed units add "-L" to end of model number. Add (-N) to the end of model number for non-locking.

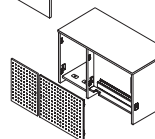
• Available with heavy duty casters (Specify "-C" and add \$402)

NOTE: Adding Casters will increase height of lectern by 2 3/4"

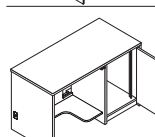
• Available as ADA Height unit, change height from 30 to 32 in model number and add \$644
ADA Height Example: 66-LS265232LX



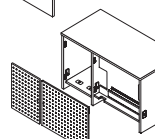
D x W x H (in.)	ft ³ / lbs	Model	List Price
Laminate Modesty			
26 x 53 5/16 x 30	31.7 / 217	66-LS265230LX	\$1,766
30 x 53 5/16 x 30	34.9 / 229	66-LS305230LX	\$1,862



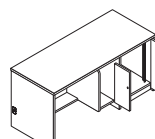
Perforated Metal Modesty			
26 x 53 5/16 x 30	31.7 / 217	66-LS265230MX	\$2,137
30 x 53 5/16 x 30	34.9 / 229	66-LS305230MX	\$2,253



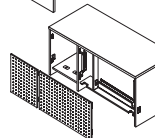
CPU Shelf. CPU storage width: 8 1/2" (4" w/ Trolley™ EXL or FPA2124)			
Laminate Modesty			
26 x 53 5/16 x 30	31.7 / 236	66-LS265230LC	\$1,870
30 x 53 5/16 x 30	34.9 / 248	66-LS305230LC	\$1,966



Perforated Metal Modesty			
26 x 53 5/16 x 30	31.7 / 236	66-LS265230MC	\$2,240
30 x 53 5/16 x 30	34.9 / 248	66-LS305230MC	\$2,356



Locking CPU door. CPU storage width: 8"			
Laminate Modesty			
26 x 62 3/16 x 30	36.2 / 255	66-LS266030LD	\$2,189
30 x 62 3/16 x 30	41.4 / 267	66-LS306030LD	\$2,285



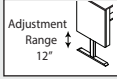
Perforated Metal Modesty			
26 x 62 3/16 x 30	36.2 / 255	66-LS266030MD	\$2,604
30 x 62 3/16 x 30	41.4 / 267	66-LS306030MD	\$2,719

Podiums & Mobile Carts

Sit-Stand Podiums

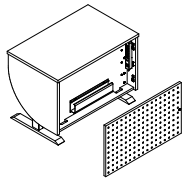
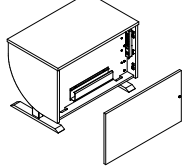
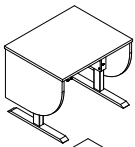
See chart below for available Visual Display Options

Locking iMod™ modesty rear access panels. Wire management and power strip.
 • Available with heavy duty casters (Specify "-C" and add \$402) **NOTE:** Adding Casters will not increase height of lectern. Add (-N) to the end of model number for non-locking.



- Electrically adjustable unit from 30" base height with 12" travel.
- ADA compliant.
- System lift capacity up to 550 lbs.
- Column legs are standard black metal.

Depth	Width	Visual Display Options Available
24"	38"	ASMA0203 / SMA0203
	42"	ASMA0203 / SMA0203 / FPA1621 / FPA1821
	48"	ASMA0203 / SMA0203 / FPA1621 / FPA1821 / TE0724 / TE0728
30"	38"	ASMA0203 / SMA0203 / FPA1621 / FPA1821
	42"	ASMA0203 / SMA0203 / FPA1621 / FPA1821 / TE0724 / TE0728
	48"	ASMA0203 / SMA0203 / FPA1621 / FPA1821 / FPA2124 / TE0724 / TE0728



D x W x H (in.)	ft ³ / lbs	Model	List Price
Laminate Modesty Not on GSA Contract			
24 x 38 1/4 x 30	19.8 / 152	68-PS243830LM	\$4,217
24 x 42 x 30	22.6 / 160	68-PS244230LM	\$4,386
24 x 48 x 30	26.5 / 168	68-PS244830LM	\$4,568

30 x 38 1/4 x 30	20.6 / 160	68-PS303830LM	\$4,307
30 x 42 x 30	23.8 / 168	68-PS304230LM	\$4,477
30 x 48 x 30	27.1 / 176	68-PS304830LM	\$4,658

Perforated Metal Modesty Not on GSA Contract			
24 x 38 1/4 x 30	19.8 / 152	68-PS243830MM	\$4,640
24 x 42 x 30	22.6 / 160	68-PS244230MM	\$4,810
24 x 48 x 30	26.5 / 168	68-PS244830MM	\$4,991

30 x 38 1/4 x 30	20.6 / 160	68-PS303830MM	\$4,731
30 x 42 x 30	23.8 / 168	68-PS304230MM	\$4,900
30 x 48 x 30	27.1 / 176	68-PS304830MM	\$5,082

AV Rack Rail Cabinets

Not Available with Visual Display Options

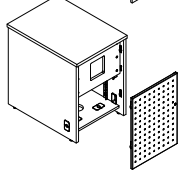
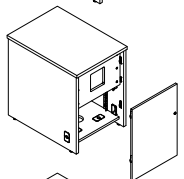
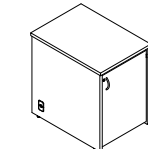
Locking door and rear modesty access panel. Power strip included. Vent Fan cutout in rack rail storage bottom shelf (Vent fan sold separately). Front and Rear Rack Rails. Add (-N) to the end of model number for non-locking.

Rack Units by Cabinet Height

- 30" H = 14 RU
- 42" H = 18 RU

• Available with heavy duty casters (Specify "-C" and add \$402)

NOTE: Adding Casters will not increase height of Rack Cabinet but will reduce the rack space by 2 RU



D x W x H (in.)	ft ³ / lbs	Model	List Price
Laminate Modesty Not on GSA Contract			
24 x 22 5/16 x 30	12.7 / 92	68-RC242230LM	\$1,482
24 x 22 5/16 x 42	17.0 / 142	68-RC242242LM	\$1,664

30 x 22 5/16 x 30	15.7 / 100	68-RC302230LM	\$1,573
30 x 22 5/16 x 42	20.9 / 150	68-RC302242LM	\$1,754

Perforated Metal Modesty Not on GSA Contract			
24 x 22 5/16 x 30	12.7 / 92	68-RC242230MM	\$1,845
24 x 22 5/16 x 42	17.0 / 142	68-RC242242MM	\$2,027

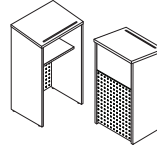
30 x 22 5/16 x 30	15.7 / 100	68-RC302230MM	\$1,936
30 x 22 5/16 x 42	20.9 / 150	68-RC302242MM	\$2,117

Standing Height Podiums

Not Available with Visual Display Options

1 fixed shelf. Pencil Lip - Standard is black

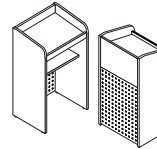
Podium with Angled Top	D x W x H (in.)	ft ³ / lbs	Model	List Price
Laminate Modesty				
	18 x 18 x 44	11.6 / 86	66-LS181844LM	\$795
	21 x 22 x 44	16.0 / 100	66-LS212244LM	\$1,221



Perforated Metal Modesty

18 x 18 x 44	11.6 / 86	66-LS181844MM	\$1,133
21 x 22 x 44	16.0 / 100	66-LS212244MM	\$1,603

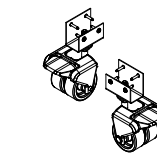
Podium with Angled Top and Privacy Sides	D x W x H (in.)	ft ³ / lbs	Model	List Price
Laminate Modesty				
	18 x 18 x 44	11.6 / 86	66-LP181844LM	\$795
	21 x 22 x 44	16.0 / 100	66-LP212244LM	\$1,221



Perforated Metal Modesty

18 x 18 x 44	11.6 / 86	66-LP181844MM	\$1,133
21 x 22 x 44	16.0 / 100	66-LP212244MM	\$1,603

Caster Option	D x W x H (in.)	Model	List Price
To add casters, add "-C" to the end of model number. Includes stabilization bracket.			
Single Desk / Set of 4 (2 locking, 2 non-locking)			
2 5/8 x 1 3/4 x 3 1/4		-C	\$110 / set

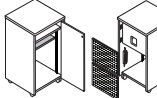


Mobile Carts

Not Available with Visual Display Options

1 adjustable interior shelf. 1 fixed shelf. 2 casters. Power strip. Locking door and rear modesty access panels. 11 RU rack rails. Storage dimensions: 19 3/4" W. Add (-N) to the end of model number for non-locking.

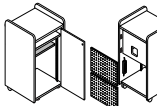
Mobile Cart	D x W x H (in.)	ft ³ / lbs	Model	List Price
Laminate Modesty				
	24 13/16 x 22 5/16 x 34	14.5 / 115	66-LC242136LM	\$1,600



Perforated Metal Modesty (shown left)

24 13/16 x 22 5/16 x 34	14.5 / 115	66-LC242136MM	\$1,919
-------------------------	------------	---------------	---------

Mobile Cart with Raised Sides	D x W x H (in.)	ft ³ / lbs	Model	List Price
Laminate Modesty				
	24 x 22 5/16 x 38	15.2 / 115	66-LC242138LM	\$1,672



Perforated Metal Modesty (shown left)

24 x 22 5/16 x 38	15.2 / 115	66-LC242138MM	\$2,006
-------------------	------------	---------------	---------

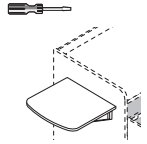


ASSEMBLY REQUIRED

Options & Accessories

Options for Lecterns

Flip-up Shelf



D x W x H (in.) **ft³ / lbs** **Model** **List Price**

Field installed on all but Sit-Stand Lecterns. Shipped Separately. Color matches worksurface of lectern ordered. Located 3" down from worksurface. For factory prep, must specify "U" on lectern model number for left-handed, or "V" on lectern model number for right-handed placement, or "B" on lectern model number for both left and right hand placement.

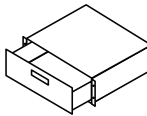
For 21" D or 24" D Lectern:

Attaches to the LEFT side panel of Lectern			
20 x 20 x 1	0.9 / 24	66-SH202001L	\$660
Attaches to the RIGHT side panel of Lectern			
20 x 20 x 1	0.9 / 24	66-SH202001R	\$660

For 26" D, 30" D or 36" D Lectern:

Attaches to the LEFT side panel of Lecterns			
22 x 20 x 1	1.0 / 24	66-SH222001L	\$660
Attaches to the RIGHT side panel of Lecterns			
22 x 20 x 1	1.0 / 24	66-SH222001R	\$660

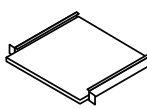
2 Space Rack Drawer



Attaches to rack rails. Takes up 2 RU space. 50 lb. weight capacity.

20 x 15 x 3 1/2	10.4 / 20	66-2DRAWER	\$616
-----------------	-----------	------------	-------

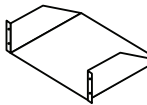
Sliding Shelf



Attaches to rack rails. 35 lb. weight capacity.

20 x 15 x 1	10.4 / 15	66-SSHELF	\$517
-------------	-----------	-----------	-------

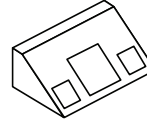
2 Space Rack Shelf



Attaches to rack rails. Takes up 2 RU space. 50 lb. weight capacity.

20 x 15 x 3 1/2	10.4 / 15	66-2SHELF	\$237
-----------------	-----------	-----------	-------

Removable Console



Black laminate box (Customer to provide cutouts needed)

11 x 15 x 6	2.0 / 20	66-CONSOLE01	\$708
-------------	----------	--------------	-------

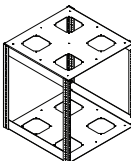
Ventilation Fan



115V fan rated at 57 CFM. 30 dBA. Add (-VF) on lectern model number to be factory installed. Must also specify cutout location on lectern.

1 x 6 x 6	2.0 / 3	66-FAN	\$363
-----------	---------	--------	-------

Rack Cube



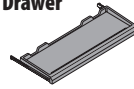
All metal construction providing front and rear Rack Rails allowing rack storage mounting prior to installation in rack storage compartment. Standard Black metal. Available with 6 RU - 14 RU; height varies by RU count. **Complete Model number replacing blank "___" with desired RU** (Ex: 66-RRCUBE10 - 10 RU Rack Cube). **NOTE:** If ordering with a lectern, specify "-RR" at end of lectern model number. (Ex: 66-LP303047LM-RR)

19 1/8 x 19 1/2 x Varies		66-RRCUBE___	\$605
--------------------------	--	--------------	-------

Factory Installed Accessories

Must specify location of grommet / power center at time of order

Factory Installed NOVA Keyboard Drawer



Dimensions (in.)	Model	List Price
Keyboard length to fit desk ordered. Only ordered when NO Visual Display Option is chosen		
24" - 34" wide	NK	\$149

Rectangular Wire Grommet



Rectangular black plastic grommet cover is removable for easy wire management		
1 7/8" D x 3 1/4" W	WG1080	\$79

Star Cut Wire Grommet



Round black plastic grommet with rubber star cut opening allows more cords and cables to pass through		
2 3/4" Diameter	RWGSC	\$93

Pop-up Power Center



Two grounded outlets. Fluid one touch accessibility. 6ft, 15 Amp cord. UL listed.		
3 3/4" D x 5" W	11225PP	\$380

Pop-up Power / Data Center



One grounded outlet. One opening for voice/data jack. Voice/Data Adapter Kit (included) provides adapters for couplers & jacks from a variety of manufacturers. Fluid one touch accessibility. 6ft, 15 Amp cord. UL listed.		
3 3/4" D x 5" W	11225PD	\$380

Pop-up Power / USB Charging Center



One grounded outlet. One USB charging duplex. Fluid one touch accessibility. 6ft, 15 Amp cord. UL Listed.		
3 3/4" D x 5" W	11225PC	\$435

Round Flush Power Center



Two grounded outlets. Clean, flush mount. 6ft, 15 Amp cord. UL listed.		
4" Diameter	3359PP	\$354
Not on GSA Contract		

Round Flush Power / USB Charging Center



One grounded outlet. One USB charging duplex. Clean, flush mount. 6ft, 15 Amp cord. UL Listed.		
4" Diameter	3359PC	\$415
Not on GSA Contract		

Round Power Center



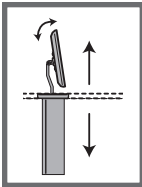
One grounded outlet. Features spill-proof technology. 6ft, 15 Amp cord. UL Listed.		
2" Diameter	3825P	\$278
Not on GSA Contract		



ASSEMBLY REQUIRED

Visual Display Options

Adding a Downview™ or Trolley™ Visual Display Option may affect CPU storage width or available RUs



The Trolley™

- Ships installed in assembled units only.
- Maximum distance from center of wall mount VESA plate to bottom of monitor is 6 3/4" (171mm)

The Trolley™ E

Maximum Dimensions for Widescreen:
2 1/2" D x 18 7/8" W x 14 1/2" H
up to 20" widescreen

- Patented Access door automatically opens and closes with the push of a button
- Low voltage electrical motor to lift & lower monitor
- Intelligent Motion Technology™ provides operational intuition

The Trolley™ EXL

Maximum Dimensions for Widescreen:
2 1/2" D x 22 7/8" W x 14 1/2" H
up to 24" widescreen
36" min. worksurface width

Model	Wt(lbs)	Description	List Price
-------	---------	-------------	------------

With NOVA Keyboard Drawer

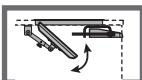
NOVA Keyboard Drawer installed in assembled units only.

International Customers: The Trolley™ includes Universal Power Control Units, compatible with all power requirements inside and outside the U.S.

TE0724NK	48	Trolley™ E & NOVA Keyboard Drawer	\$1,546
----------	----	-----------------------------------	---------

TE0728NK	48	Trolley™ EXL & NOVA Keyboard Drawer	\$2,050
----------	----	-------------------------------------	---------

Available with  **NOVA Linked™** To order, see page 22.



Downview™

- Ships installed in assembled units only.

16" D x 21" W viewport (Widescreen)

Maximum Dimensions for Widescreen: 20 1/8" W x 12 1/2" H
up to 21" widescreen

24" min. worksurface depth

18" D x 21" W viewport (Widescreen)

Maximum Dimensions for Widescreen: 20 1/8" W x 14 1/2" H
up to 21" widescreen

26" min. worksurface depth

21" D x 24" W viewport (Widescreen)

Maximum Dimensions for Widescreen: 23 1/8" W x 19" H
up to 24" widescreen

30" min. worksurface depth
36" min. worksurface width

- Tinted, tempered glass viewport
- Keeps monitor under glass below worksurface
- Ergonomic viewing angle

Model	Wt(lbs)	Description	List Price
-------	---------	-------------	------------

With NOVA Keyboard Drawer

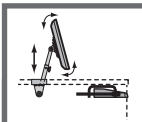
Downview™ & NOVA Keyboard Drawer installed in assembled units only.

Optional Privacy/Glare visor sold separately, see page 60 for pricing.

FPA1621NK	35	16" D x 21" W Downview™ & NOVA Keyboard Drawer	\$500
-----------	----	--	-------

FPA1821NK	35	18" D x 21" W Downview™ & NOVA Keyboard Drawer	\$530
-----------	----	--	-------

FPA2124NK	39	21" D x 24" W Downview™ & NOVA Keyboard Drawer	\$675
-----------	----	--	-------



Surface Mount Arm

- Installation required

Surface Mount Arm

Maximum Weight: 21 lbs
Maximum Dimensions: Up to 24" widescreen

- Securely fastens monitor to worksurface
- Height and tilt adjustable

Articulating Surface Mount Arm

Maximum Weight: 33 lbs
Maximum Dimensions: Up to 35" widescreen
Not on GSA Contract

Model	Wt(lbs)	Description	List Price
-------	---------	-------------	------------

With NOVA Keyboard Drawer

NOVA Keyboard Drawer installed in assembled units only.

SMA0203NK	13	SMA & NOVA Keyboard Drawer	\$383
-----------	----	----------------------------	-------

ASMA0203NK	22	Articulating SMA & NOVA Keyboard Drawer	\$605
------------	----	---	-------

Not on GSA Contract

Collaboration & Conference





Collaboration & Conference Tables

Enhance the following environments with technology driven collaboration tables

- K-12 Classrooms
- College & University Classrooms
- Technical Schools
- Distant Learning Environments
- Private Training & Tutoring Companies
- Lecture Halls
- Testing Centers
- Corporate Training Rooms
- Government Training Facilities
- Libraries
- Computer Labs
- Common Areas & Lobbies
- Healthcare Facilities
- Correctional Institutions

***Take peer interaction
to the next level.***



Assembly required
for all products on
this page

Round Collaboration Tables

How to Order

1. Select model number

Ex: 46-CR919630CS (6 Seat Round Collaboration Table)

2. Select laminate base and worksurface color (see page 62)

Ex: 174 044
Base Worksurface

Optional Selections:

3. Select Visual Display Options (see page 43)

Ex: TE0728NK (The Trolley™ EXL with NOVA keyboard drawer)

4. Select Options and Factory Prepared Accessories (see page 42)

Ex: RWGSC (Star cut wire grommet)

Please Note:

Wire management system and power strip included per user

Model Number Structure

46	-	CR	919630	CS
Series		Type	Size	Type
		CR=Round Collaboration Table	D x W x H	CS=Standard
		CD=Boat Shape Collaboration Table		CX=No CPU
		CT=Keystone Collaboration Table		AD=With ADA Lift
				AX=ADA Lift, No CPU
				CT=With TV Lift
				AT=With ADA Lift & TV Lift
				CC=With TV Cabinet
				AC=ADA Lift & TV Cabinet

Work Surface Edge Detail

Standard
Flat PVC edge 2mm
1" thick



Visual Display Options

The Trolley™ Monitor Lift System

Maximum dimensions for widescreen:

E: 2 1/2" D x 18 7/8" W x 14 1/2" H (63.5mm D x 479.4mm W x 368.3mm H)

EXL: 2 1/2" D x 22 7/8" W x 14 1/2" H (63.5mm D x 581mm W x 368.3mm H)

NOTE: Maximum distance from center of wall mount VESA plate to bottom of monitor is 6 3/4" (171mm)

Available with **NOVA Linked™**

NOVA Linked™ is a networking system that provides complete control of NOVA's Trolley™ monitor lifts in a classroom or training room setting. To order, see page 22.

Downview™

Maximum monitor dimensions:

16x21 widescreen viewport: 20 1/8" W x 12 1/2" H (511mm W x 318mm H)

18x21 widescreen viewport: 20 1/8" W x 14 1/2" H (511mm W x 368mm H)

Surface Mount Arm

Maximum monitor dimensions:

Surface Mount Arm: Up to 24" widescreen

Articulating Surface Mount Arm: Up to 35" widescreen

Maximum monitor weight:

Surface Mount Arm: 21 lbs

Articulating Surface Mount Arm: 33 lbs

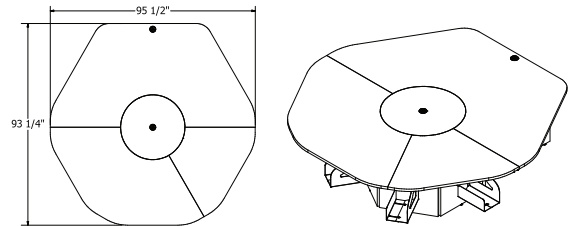
Round Collaboration Tables

Available Visual Display Options: Trolley™ E (TE0724NK) or EXL (TE0728NK), Downview™ (FPA1621NK & FPA1821NK only), or Surface Mount Arm (SMA0203NK or ASMA0203NK)

5 Person Round Collaboration Table

Three-piece, 5 person table. Center laminate base. Includes Adjustable CPU Holder per user, adjusts from 4 1/4" to 7 1/2" wide

D x W x H (in.)	Seats	Model	List Price
93 1/4 x 95 1/2 x 30	5	46-CR949630CS	\$14,572

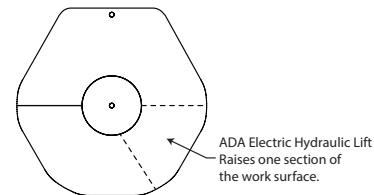


5 Person Round Collaboration Table with ADA Lift

ADA electric hydraulic lift option available for 1 user.

Electrically adjustable base height from 30" with 2 1/2" travel

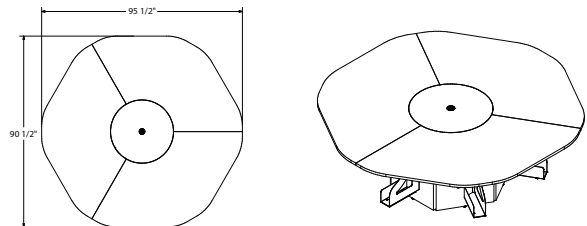
D x W x H (in.)	Seats	Model	List Price
93 1/4 x 95 1/2 x 30	5	46-CR949630AD	\$18,268



6 Person Round Collaboration Table

Three-piece, 6 person table. Center laminate base. Includes Adjustable CPU Holder per user, adjusts from 4 1/4" to 7 1/2" wide

D x W x H (in.)	Seats	Model	List Price
90 1/2 x 95 1/2 x 30	6	46-CR919630CS	\$11,942

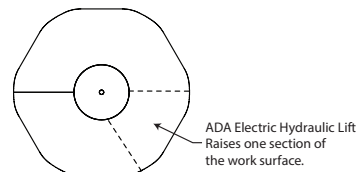


6 Person Round Collaboration Table with ADA Lift

ADA electric hydraulic lift option is available for 1 user.

Electrically adjustable base height from 30" with 2 1/2" travel

D x W x H (in.)	Seats	Model	List Price
90 1/2 x 95 1/2 x 30	6	46-CR919630AD	\$15,638





Assembly required
for all products on
this page

Boat Shape Collaboration Tables

Boat Shape Collaboration Tables

Available Visual Display Options:

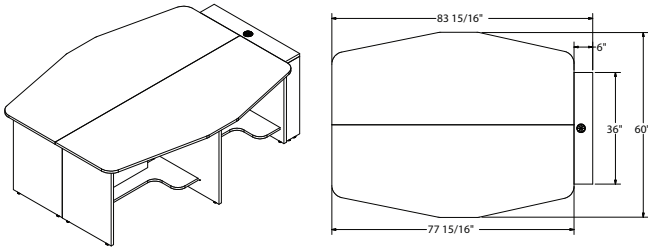
Trolley™ E or EXL, Downview™ (FPA1621NK & FPA1821NK only), or Surface Mount Arm (SMA0203NK or ASMA0203NK)

4 Person Boat Shape Collaboration Table

CPU shelf width is 7". Two users on each side and one on the end. 6" D x 36" W compartment on opposite end for cables

D x W x H (in.)	Seats	Model	List Price
60 x 83 15/16 x 30	4	46-CD608430CS	\$6,736

Not on GSA Contract



5 Person Boat Shape Collaboration Table

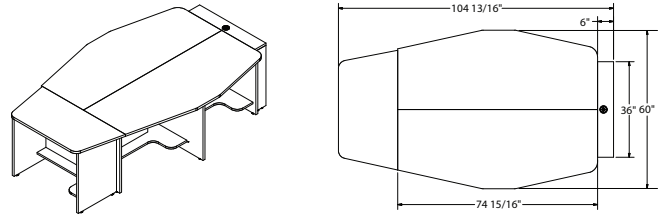
CPU shelf width is 7". Two users on each side and one on the end. 6" D x 36" W compartment on opposite end for cables

D x W x H (in.)	Seats	Model	List Price
60 x 104 13/16 x 30	5	46-CD6010230CS	\$8,417

with ADA Lift

Electrically adjustable from 30" with 2 1/2" travel. Available for user on end only

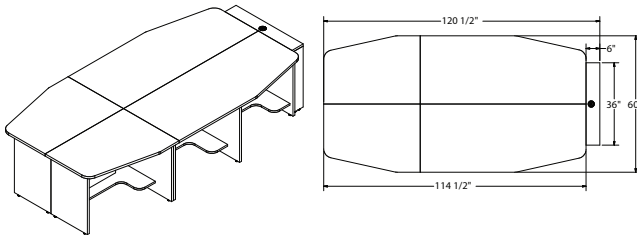
60 x 104 13/16 x 30	5	46-CD6010230AD	\$12,113
---------------------	---	----------------	----------



6 Person Boat Shape Collaboration Table

CPU shelf width is 7". Three users on each side. 6" D x 36" W compartment on end for cables

D x W x H (in.)	Seats	Model	List Price
60 x 120 1/2 x 30	6	46-CD6011330CS	\$10,096



6 Person Boat Shape Collaboration Table

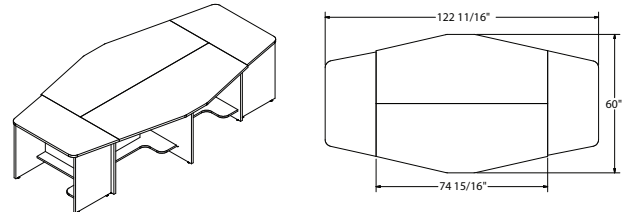
CPU shelf width is 7". Two users on each side and one on each end

D x W x H (in.)	Seats	Model	List Price
60 x 122 11/16 x 30	6	46-CD6012330CS	\$9,491

with ADA Lift

Electrically adjustable from 30" with 2 1/2" travel. Available for one user on end only

60 x 122 11/16 x 30	6	46-CD6012330AD	\$13,186
---------------------	---	----------------	----------



7 Person Boat Shape Collaboration Table

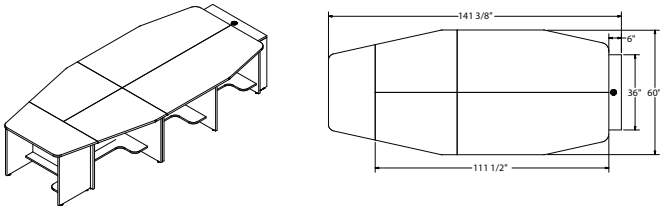
CPU shelf width is 7". Three users on each side and one on the end. 6" D x 36" W compartment on opposite end for cables

D x W x H (in.)	Seats	Model	List Price
60 x 141 3/8 x 30	7	46-CD6013630CS	\$11,785

with ADA Lift

Electrically adjustable from 30" with 2 1/2" travel. Available for user on end only

60 x 141 3/8 x 30	7	46-CD6013630AD	\$15,481
-------------------	---	----------------	----------



8 Person Boat Shape Collaboration Table

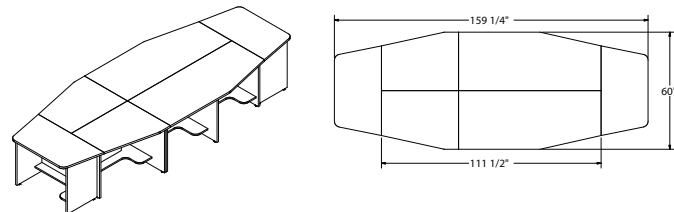
CPU shelf width is 7". Three users on each side and one on each end

D x W x H (in.)	Seats	Model	List Price
60 x 159 1/4 x 30	8	46-CD6015230CS	\$13,985

with ADA Lift

Electrically adjustable from 30" with 2 1/2" travel. Available for one user on end only

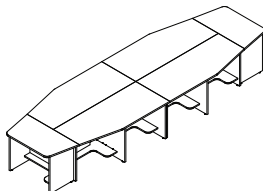
60 x 159 1/4 x 30	8	46-CD6015230AD	\$17,681
-------------------	---	----------------	----------



10 Person Boat Shape Collaboration Table

CPU shelf width is 7". Four users on each side and one on each end

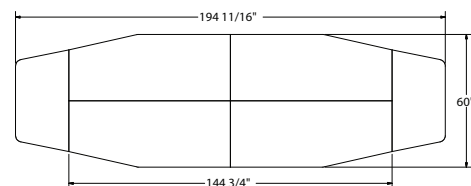
D x W x H (in.)	Seats	Model	List Price
60 x 194 11/16 x 30	10	46-CD6018630CS	\$16,252



with ADA Lift

Electrically adjustable from 30" with 2 1/2" travel. Available for one user on end only

D x W x H (in.)	Seats	Model	List Price
60 x 194 11/16 x 30	10	46-CD6018630AD	\$19,948





Assembly required
for all products on
this page

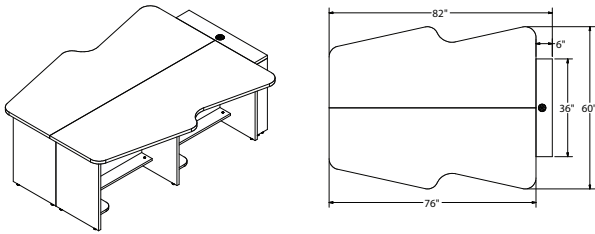
Keystone Collaboration Tables

Keystone Collaboration Tables

Available Visual Display Options:

Trolley™ E or EXL, Downview™ (FPA1621NK & FPA1821NK only), or Surface Mount Arm (SMA0203NK or ASMA0203NK)

4 Person Keystone Collaboration Table	CPU shelf width is 7". Two users on each side. 6" D x 36" W compartment on end for cables			
D x W x H (in.)	Seats	Model	List Price	
60 x 82 x 30	4	46-CT608230CS	\$7,242	

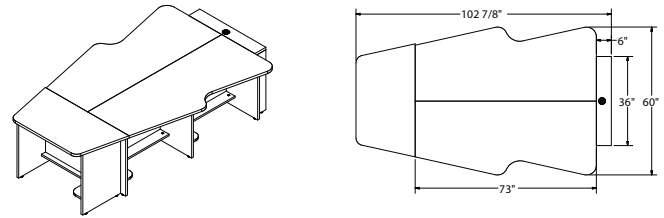


5 Person Keystone Collaboration Table	CPU shelf width is 7". Two users on each side and one on the end. 6" D x 36" W compartment on opposite end for cables			
D x W x H (in.)	Seats	Model	List Price	
60 x 102 7/8 x 30	5	46-CT6010230CS	\$8,926	

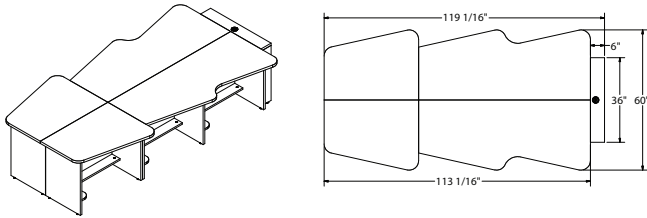
with ADA Lift

Electrically adjustable from 30" with 1/2" travel. Available for user on end only

D x W x H (in.)	Seats	Model	List Price
60 x 102 7/8 x 30	5	46-CT6010230AD	\$12,357



6 Person Keystone Collaboration Table	CPU shelf width is 7". Three users on each side. 6" D x 36" W compartment on end for cables			
D x W x H (in.)	Seats	Model	List Price	
60 x 119 1/16 x 30	6	46-CT6011830CS	\$10,609	

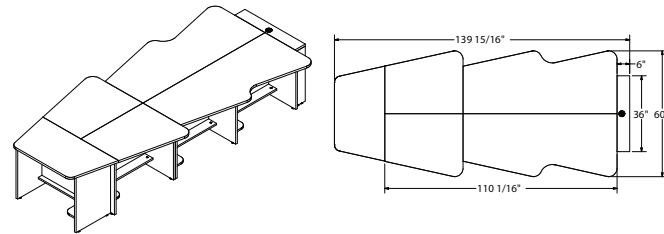


7 Person Keystone Collaboration Table	CPU shelf width is 7". Three users on each side and one on end. 6" D x 36" W compartment on opposite end for cables			
D x W x H (in.)	Seats	Model	List Price	
60 x 139 15/16 x 30	7	46-CT6014230CS	\$12,292	

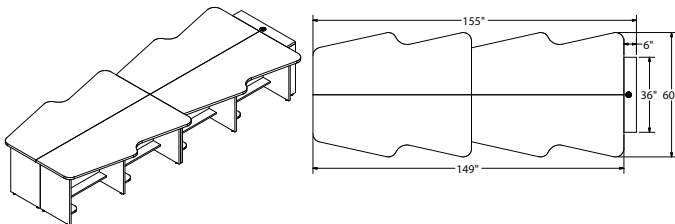
with ADA Lift

Electrically adjustable from 30" with 1/2" travel. Available for one user on end only

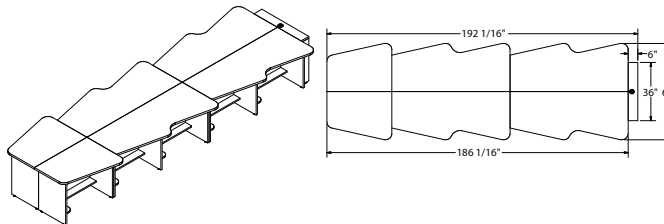
D x W x H (in.)	Seats	Model	List Price
60 x 139 15/16 x 30	7	46-CT6014230AD	\$15,723



8 Person Keystone Collaboration Table	CPU shelf width is 7". Four users on each side. 6" D x 36" W compartment on end for cables			
D x W x H (in.)	Seats	Model	List Price	
60 x 155 x 30	8	46-CT6015630CS	\$14,993	

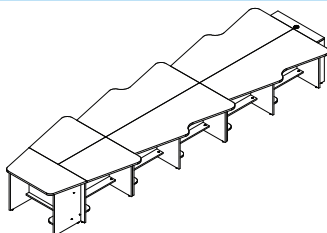


10 Person Keystone Collaboration Table	CPU shelf width is 7". Five users on each side. 6" D x 36" W compartment on end for cables			
D x W x H (in.)	Seats	Model	List Price	
60 x 192 1/16 x 30	10	46-CT6019230CS	\$17,342	



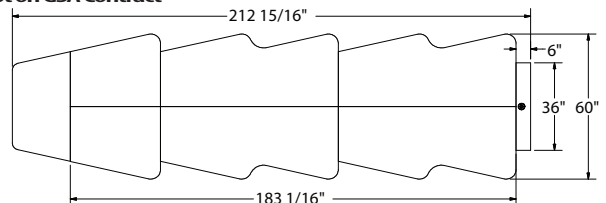
11 Person Keystone Collaboration Table	CPU shelf width is 7". Five users on each side and one on end. 6" D x 36" W compartment on opposite end for cables			
D x W x H (in.)	Seats	Model	List Price	
60 x 212 15/16 x 30	11	46-CT6021430CS	\$19,026	

Not on GSA Contract



with ADA Lift	Electrically adjustable from 30" with 1/2" travel. Available for one user on end only			
D x W x H (in.)	Seats	Model	List Price	
60 x 212 15/16 x 30	11	46-CT6021430AD	\$22,457	

Not on GSA Contract





ALL

Assembly required
for all products on
this page

D-Top Collaboration Tables

Products listed on this page
are not on GSA Contract

How to Order

1. Select model number

Ex: 46-DT486030LB

2. Select laminate base and worksurface color (see page 62)

Ex: **174** **044**
Base Worksurface

Optional Selections:

3. Select Options and Factory Prepared Accessories (see page 42)

Ex: 11225PP (Pop-up Power Center)

Please Note:

Not available with Visual Display Options. Wire management system included in central iMod™ compartment

Model Number Structure

46

Series

- DT

Type

DT=D-Top Collaboration
Table

486030

Size

D x W x H

LB

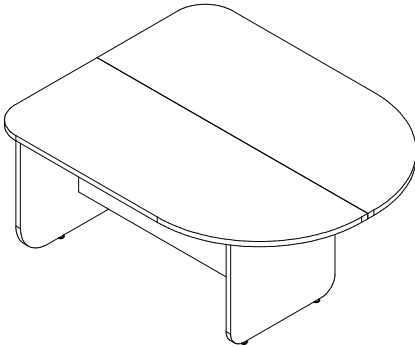
Type

LB=Standard Base
LT=Standard Base with
TV Lift
LC=Standard Base with
TV Cabinet
RLB=Rack Cabinet
Base
RLT=Rack Cabinet Base
w/ TV Lift
RLC=Rack Cabinet Base
w/ TV Cabinet

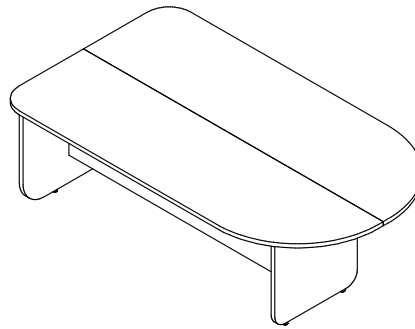
D-Top with Standard Base

Center iMod™ with removable modesty panel on one side

4 Person D-Top Collaboration Table	D x W x H (in.)	Seats	Model	List Price
	48 x 60 x 30	4	46-DT486030LB	\$3,237
	60 x 60 x 30	4	46-DT606030LB	\$3,358



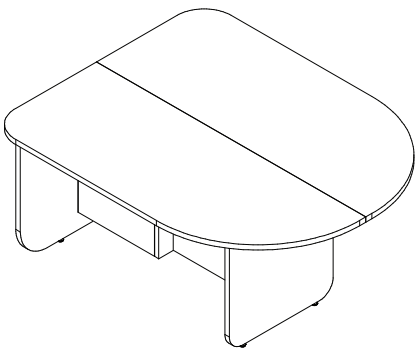
6 Person D-Top Collaboration Table	D x W x H (in.)	Seats	Model	List Price
	48 x 84 x 30	6	46-DT488430LB	\$3,358
	60 x 84 x 30	6	46-DT608430LB	\$3,509



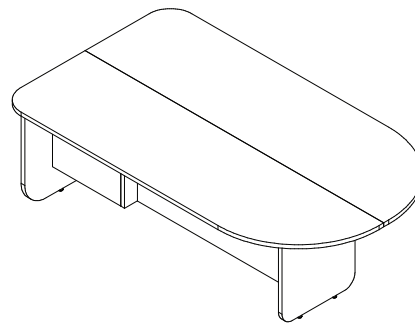
D-Top with Rack Cabinet Base

Rack Cabinet included on wide end of table with front and rear locking modesty panels. Power strip included in Rack Cabinet.
10 RU Rack Storage. Storage width: 19 1/4"

4 Person D-Top Collaboration Table with Rack Cabinet	D x W x H (in.)	Seats	Model	List Price
	48 x 60 x 30	4	46-DT486030RLB	\$4,810
	60 x 60 x 30	4	46-DT606030RLB	\$4,931



6 Person D-Top Collaboration Table with Rack Cabinet	D x W x H (in.)	Seats	Model	List Price
	48 x 84 x 30	6	46-DT488430RLB	\$4,931
	60 x 84 x 30	6	46-DT608430RLB	\$5,082





Assembly required
for all products on
this page

Conference Tables

How to Order

1. Select model number for Table Top and Base

Ex: 35-BT489601 (Boat-shaped Top, 48" x 96" x 1")

35-BB244829P (Panel Base for 96" Top)

2. Select laminate worksurface color (see page 62) for Table Top Option

Ex: 560

Worksurface

3. If ordering Laminate Table Base Option, select laminate base color (see page 62). Or if ordering Metal Table Base Option select Metal color (see page 63)

Ex: 560 or PSL

Base

Metal

Optional Selections:

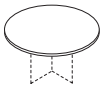
4. Select Options and Factory Prepared Accessories (see page 42)

Ex: RWGSC (Star cut wire grommet)

Table Top Options

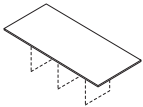
Table Top only; order Base separately. 120" and 144" Tops are in two pieces.

Circular Tops



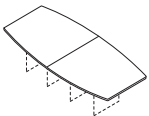
D x W x H (in.)	ft ³ / lbs	Model	List Price
36 x 36 x 1	2.5 / 80	35-CT363601	\$521
42 x 42 x 1	3.3 / 90	35-CT424201	\$686
48 x 48 x 1	4.3 / 100	35-CT484801	\$778

Rectangular Tops



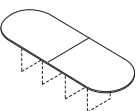
36 x 72 x 1	4.8 / 220	35-RT367201	\$770
48 x 96 x 1	8.5 / 270	35-RT489601	\$1,094

Boat-shaped Tops



48 x 96 x 1	8.5 / 270	35-BT489601	\$1,204
48 x 120 x 1	7.1 / 320	35-BT481200	\$1,479
48 x 144 x 1	8.5 / 370	35-BT481440	\$1,666

Racetrack Tops



36 x 72 x 1	4.8 / 210	35-RC367201	\$843
48 x 96 x 1	8.5 / 260	35-RC489601	\$1,223
48 x 120 x 1	7.1 / 310	35-RC481200	\$1,547
48 x 144 x 1	8.5 / 360	35-RC481440	\$1,712

Table Base Options

Note: When choosing a Metal Table Base option you must specify a Metal color

Laminate Cross Base

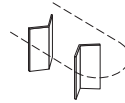


D x W x H (in.)	ft ³ / lbs	Model	List Price
For 35-CT363601 Circular Top			
20 x 20 x 29	1.1 / 40	35-BB202029CB	\$521

For 35-CT424201 Circular Top			
27 x 27 x 29	1.5 / 52	35-BB272729CB	\$596

For 35-CT484801 Circular Top			
33 x 33 x 29	1.8 / 66	35-BB333329CB	\$770

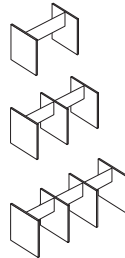
Laminate V-Base (Not available with Circular Tops)



Priced per pair. Tables 72" & 96" require 1 pair. Tables 120" & 144" require 2 pairs.

16 x 16 x 29	1.0 / 36	35-BB161629V	\$778
--------------	----------	--------------	-------

Laminate Panel Base (Not available with Circular Tops)



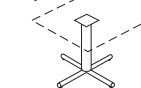
For 72" Tops (Order one per table)			
24 x 36 x 29	1.8 / 60	35-BB243629P	\$676

For 96" Tops (Order one per table)			
24 x 48 x 29	2.3 / 80	35-BB244829P	\$777

For 120" Tops (Order one per table)			
24 x 84 x 29	2.7 / 130	35-BB248429P	\$1,020

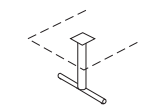
For 144" Tops (Order one per table)			
24 x 108 x 29	2.7 / 160	35-BB2410829P	\$1,157

Metal X-Leg Base (For Circular Tops only)



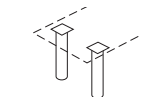
33 x 33 x 29	21.9 / 26	35-BB333329CL	\$733
--------------	-----------	---------------	-------

Metal T-Leg Base (Not available with Circular Tops)



2 x 30 x 29	2.2 / 18	35-BB023029T	\$550
-------------	----------	--------------	-------

Metal Straight Leg Base (Not available with Circular Tops)



4 x 4 x 29	2.2 / 11	35-BB040429L	\$411
------------	----------	--------------	-------

Per Leg



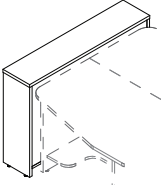
Assembly required
for all products on
this page

Options & Accessories

Collaboration Table Options

Not available with Conference Tables

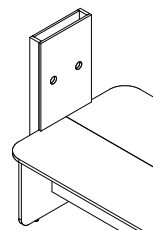
TV Lift



Dimensions	Model	List Price
Electric motor lift raises TV from enclosed laminate end storage cabinet to usable height.		
<ul style="list-style-type: none"> To add TV Lift change last position of model number to "T" Ex: 46-CD6010230CS would become 46-CD6010230CT Power strip included in TV Lift cabinet Note: Only available on units with end wire compartment and D-Top Collaboration Tables 		

10 5/8" D x 48" W x 32 7/8" H Add \$4,397
Not on GSA Contract

TV Cabinet

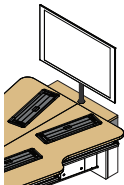


Laminate Cabinet for mounting TV onto Collaboration Table with concealed wire management.

- To add **TV Cabinet** change last position of model number to "C"
- Ex: 46-DT486030RLB would become 46-DT486030RLC
- Fits most screens 37" - 70". Max weight 165 lb.
- Note:** Only available on units with end wire compartment and D-Top Collaboration Tables

4 3/8" D x 20" W x 57 3/8" H Add \$1,870
Not on GSA Contract

TV Mounting Pole



TV Mounting Pole with 100mm or 400mm VESA mount pattern

- Field installed item
- Note:** Only compatible with units with end wire compartment

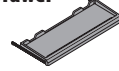
100mm VESA	AC-TMP100	\$660
400mm VESA	AC-TMP400	\$660

Not on GSA Contract

Factory Prepared Accessories

Must specify location of grommet / power center at time of order

Factory Prepared NOVA Keyboard Drawer



D x W x H (in.)	Model	List Price
Keyboard length to fit desk ordered. Only ordered when NO Visual Display Option is chosen.		
24" - 34" wide	NK	\$149

Rectangular Wire Grommet



Rectangular black plastic grommet cover is removable for easy wire management

1 7/8" D x 3 1/4" W	WG1080	\$79
---------------------	--------	------

Star Cut Wire Grommet



Round black plastic grommet with rubber star cut opening allows more cords and cables to pass through.

2 3/4" Diameter	RWGSC	\$93
-----------------	-------	------

Pop-up Power Center



Two grounded outlets. Fluid one touch accessibility. 6ft, 15 Amp cord. UL listed.

3 3/4" D x 5" W	11225PP	\$380
-----------------	---------	-------

Pop-up Power / Data Center



One grounded outlet. One opening for voice/data jack. Voice/Data Adapter Kit (included) provides adapters for couplers & jacks from a variety of manufacturers. Fluid one touch accessibility. 6ft, 15 Amp cord. UL listed.

3 3/4" D x 5" W	11225PD	\$380
-----------------	---------	-------

Pop-up Power / USB Charging Center



One grounded outlet. One USB charging duplex. Fluid one touch accessibility. 6ft, 15 Amp cord. UL Listed.

3 3/4" D x 5" W	11225PC	\$435
-----------------	---------	-------

Round Flush Power Center



Two grounded outlets. Clean, flush mount. 6ft, 15 Amp cord. UL listed.

4" Diameter	3359PP	\$354
-------------	--------	-------

Not on GSA Contract

Round Flush Power / USB Charging Center



One grounded outlet. One USB charging duplex. Clean, flush mount. 6ft, 15 Amp cord. UL Listed.

4" Diameter	3359PC	\$415
-------------	--------	-------

Not on GSA Contract

Round Power Center



One grounded outlet. Features spill-proof technology. 6ft, 15 Amp cord. UL Listed.

2" Diameter	3825P	\$278
-------------	-------	-------

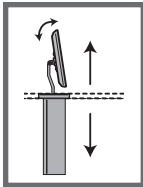
Not on GSA Contract



Assembly required
for all products on
this page

Visual Display Options

One (1) Visual Display Option per user in collaboration table ordered



The Trolley™

- Ships installed in most units
- Maximum distance from center of wall mount VESA plate to bottom of monitor is 6 3/4" (171mm)

The Trolley™ E

Maximum Dimensions for Widescreen:
2 1/2" D x 18 7/8" W x 14 1/2" H
up to 20" widescreen

The Trolley™ EXL

Maximum Dimensions for Widescreen:
2 1/2" D x 22 7/8" W x 14 1/2" H
up to 24" widescreen

- Patented Access door automatically opens and closes with the push of a button
- Low voltage electrical motor to lift & lower monitor
- Intelligent Motion Technology™ provides operational intuition

Model	Wt(lbs)	Description	List Price
-------	---------	-------------	------------

With NOVA Keyboard Drawer

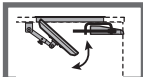
NOVA Keyboard Drawer installed in assembled units only.

International Customers: The Trolley™ includes Universal Power Control Units, compatible with all power requirements inside and outside the U.S.

TE0724NK	48	Trolley™ E & NOVA Keyboard Drawer	\$1,546 / User
----------	----	-----------------------------------	----------------

TE0728NK	48	Trolley™ EXL & NOVA Keyboard Drawer	\$2,050 / User
----------	----	-------------------------------------	----------------

Available with  **NOVA Linked™** To order, see page 22.



Downview™

- Installation required

16" D x 21" W viewport (Widescreen)

Maximum Dimensions for Widescreen: 20 1/8" W x 12 1/2" H
up to 21" widescreen

24" min. worksurface depth

18" D x 21" W viewport (Widescreen)

Maximum Dimensions for Widescreen: 20 1/8" W x 14 1/2" H
up to 21" widescreen

26" min. worksurface depth

- Tinted, tempered glass viewport
- Keeps monitor under glass below worksurface
- Ergonomic viewing angle

Model	Wt(lbs)	Description	List Price
-------	---------	-------------	------------

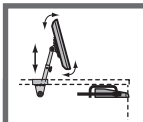
With NOVA Keyboard Drawer

Downview™ & NOVA Keyboard Drawer installed in assembled units only.

Optional Privacy/Glare visor sold separately, see page 60 for pricing.

FPA1621NK	35	16" D x 21" W Downview™ & NOVA Keyboard Drawer	\$500 / User
-----------	----	--	--------------

FPA1821NK	35	18" D x 21" W Downview™ & NOVA Keyboard Drawer	\$530 / User
-----------	----	--	--------------



Surface Mount Arm

- Installation required

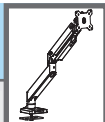
Surface Mount Arm

Maximum Weight: 21 lbs
Maximum Dimensions: Up to 24" widescreen

- Securely fastens monitor to worksurface
- Height and tilt adjustable

Articulating Surface Mount Arm

Maximum Weight: 33 lbs
Maximum Dimensions: Up to 35" widescreen
Not on GSA Contract



Model	Wt(lbs)	Description	List Price
-------	---------	-------------	------------

With NOVA Keyboard Drawer

NOVA Keyboard Drawer installed in assembled units only.

SMA0203NK	13	SMA & NOVA Keyboard Drawer	\$383 / User
-----------	----	----------------------------	--------------

ASMA0203NK	22	Articulating SMA & NOVA Keyboard Drawer	\$605 / User
------------	----	---	--------------

Not on GSA Contract

Gaming Desks





Gaming Desks

NOVA's professional-grade gaming desks possess features that will make your gaming experience the best it can be. These desks are ideal for professional computer gamers and enthusiast gamers who demand the highest quality

- **4 desk widths for multi-monitor universal gaming setups**
- **Built-in wire management**
- **Durable thermofused laminate construction**
- **Designer laminate end panel base with leveling glides**
- **Spacious desk options – desks designed by gamers, built for durability by quality furniture manufacturers**
- **Most desk configurations are ADA Compliant**

Level up your gaming

eSports Gaming Desks

Products listed on this page
are not on GSA Contract

Features

- Different desk configurations geared for multi-monitor universal gaming setups
- ADA compliant in most configurations
- Standard edge detail: 2mm Flat PVC. Matching edge banding colors. Alternate worksurface edge banding colors available
- Thermofused Melamine Worksurface; 1" Thick
- Wire management channel included on rear fixed modesty panel
- CPU Shelf / Holder options available
- Manufactured with recycled post-industrial materials
- Ships assembled

How To Order

- 1. Select model number**
Ex: 48-GD304830RX
- 2. Select laminate base and worksurface color** (see page 62)
Ex: 174 030
Base Worksurface
- Optional Selections:**
 - 3. Select alternate edge banding color for worksurface** (see color options below)
Ex: 664 (White edge banding for worksurface)
Note: Edge banding will match color of worksurface if no alternate color is selected
 - 4. Select Visual Display Option** (see next page)
Ex: ASMA0203XK2 (Qty 2 Articulating Surface Mount Arms w/o keyboard drawer)
 - 5. Select Desk Options & Factory Installed Accessories** (see next page)
Ex: 11225PD (Pop-up Power / Data Center)

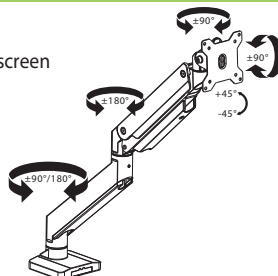
Model Number Structure

48 - **GD** **304830** **RX**
Series Type Size CPU
 GD=Gaming Desk D x W x H Style
 XX=No CPU
 RX=Right Slide-out CPU Shelf
 LX=Left Slide-out CPU Shelf

Visual Display Option

Articulating Surface Mount Arm

Maximum monitor dimensions: Up to 35" widescreen
Maximum monitor weight: 33 lb
Base Rotation Range: ±90° / 180°
Middle Rotation Range: ±180°
Monitor Rotation Range: ±90°
Monitor Orientation Rotation: ±90°
Monitor Tilt Range: ±45°

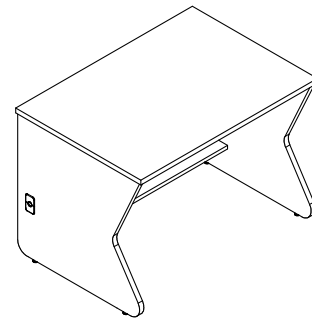


Grommets

Standard grommets in end panels are rectangular black plastic.

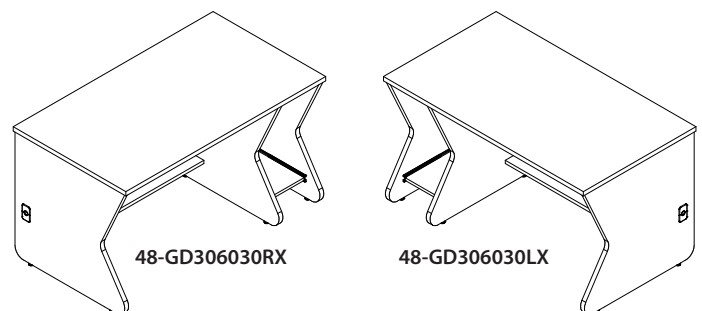
Gaming Desks

D x W x H (in.)	ft ³ / lbs	Model	List Price
30 x 36 x 30	22.6 / 133	48-GD303630XX	\$937
30 x 42 x 30	26.3 / 144	48-GD304230XX	\$1,003
30 x 48 x 30	29.9 / 155	48-GD304830XX	\$1,069
30 x 60 x 30	37.3 / 177	48-GD306030XX	\$1,267



Gaming Desks with Slide-out CPU Shelf

D x W x H (in.)	ft ³ / lbs	Model	List Price
30 x 42 x 30	26.3 / 164	48-GD304230RX	\$1,390
30 x 48 x 30	29.9 / 175	48-GD304830RX	\$1,456
30 x 60 x 30	37.3 / 197	48-GD306030RX	\$1,654
30 x 42 x 30	26.3 / 164	48-GD304230LX	\$1,390
30 x 48 x 30	29.9 / 175	48-GD304830LX	\$1,456
30 x 60 x 30	37.3 / 197	48-GD306030LX	\$1,654



CPU Size by Desk Width	
Desk Width	Slide-out CPU Shelf Width
42"	7 5/8"
48" / 60"	10"

Alternate Worksurface Edge Banding Colors





ASSEMBLY REQUIRED

Options & Accessories

for eSports Gaming Desks

Products listed on this page
are not on GSA Contract

Options for Gaming Desks

NOVA eSports Logo



Dimensions (in.)	Model	List Price
Standard eSports Logo to display on outside of rear fixed modesty panel		
32" W x 12" H	ES-LOGO	\$440

Custom eSports Logo

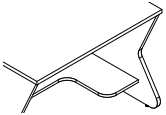


Custom design eSports Logo to display on outside of rear fixed modesty panel. Must supply artwork file for quote and order. MAX size: (Desk Width minus 2 3/8") W x 23" H	ES-LOGO-C	Contact for quote
---	-----------	-------------------

*Example logo shown for reference only.

Note: Open Market Item

CPU Shelf



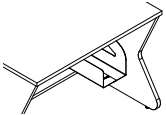
Not available on Desks with Slide-out CPU Shelf

Change straight fixed shelf to contoured laminate CPU shelf. MAX area: 21 1/4" D x 9 1/2" W x 22 3/8" H

Note: Adding CPU Shelf option to 36" W Desk removes ADA Compliance

Left-handed CPU Shelf	-CSL	\$237
Right-handed CPU Shelf	-CSR	\$237

CPU Holder



Not available on Desks with Slide-out CPU Shelf

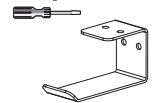
Add factory-installed metal adjustable CPU holder.

MAX CPU: (Min 4 1/4" - Max 7 1/2") W x 18 3/8" H

Note: Adding CPU Holder option to 36" W Desk removes ADA Compliance

Left-handed CPU Holder	-CHL	\$237
Right-handed CPU Holder	-CHR	\$237

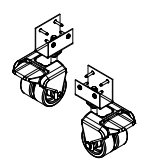
Headphone Hook



Field-installed hook for storing headphones. Can be adhesive or screw mounted under worksurface or on end panel

4" D x 1 1/2" W x 2" H	AC-HH02	\$82
------------------------	---------	------

Casters

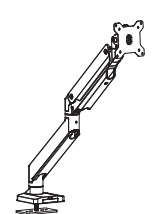


To add casters, add "-C" to the end of model number. Includes stabilization bracket.

Gaming Desk Set of 4 (2 locking, 2 non-locking)		
2 5/8" D x 1 3/4" W x 3 1/4" H	-C	\$110 / set
Gaming Desk w/ Slide-out CPU Shelf Set of 6 (2 locking, 4 non-locking)		
2 5/8" D x 1 3/4" W x 3 1/4" H	-C	\$165 / set

Visual Display Options

Articulating Surface Mount Arm




Configuration	Model	List Price
Field-installed, grommet-mount Articulating Surface Mount Arm. Available with (NK) or without (XK) NOVA Keyboard Drawer.		
Standard color is black metal & plastic.		
Note: Adding Keyboard Drawer removes ADA Compliance		
1 Arm / No Keyboard	ASMA0203XK1	\$455
2 Arms / No Keyboard	ASMA0203XK2	\$911
3 Arms / No Keyboard	ASMA0203XK3	\$1,368
1 Arm / 1 Keyboard	ASMA0203NK1	\$605
2 Arms / 1 Keyboard	ASMA0203NK2	\$1,061
3 Arms / 1 Keyboard	ASMA0203NK3	\$1,518

Factory Installed Accessories

Must specify location of grommet / power center at time of order

Factory Installed NOVA Keyboard Drawer



Dimensions (in.)	Model	List Price
Keyboard length to fit desk ordered. Only ordered when NO Visual Display Option is chosen.		
Note: Adding Keyboard Drawer removes ADA Compliance		
	NK	\$149

Star Cut Wire Grommet



Round black plastic grommet with rubber star cut opening allows more cords and cables to pass through.		
2 3/4" Diameter	RWGSC	\$93

Power Strip



Six grounded outlets. On/Off switch on power strip. 6ft, 15 Amp cord. UL listed.		
2" D x 11" W	PS	\$114

Pop-up Power Center



Two grounded outlets. Fluid one touch accessibility. 6ft, 15 Amp cord. UL listed.		
3 3/4" D x 5" W	11225PP	\$380

Pop-up Power / Data Center



One grounded outlet. One opening for voice/data jack. Voice/Data Adapter Kit (included) provides adapters for couplers & jacks from a variety of manufacturers. Fluid one touch accessibility. 6ft, 15 Amp cord. UL listed.		
3 3/4" D x 5" W	11225PD	\$380

Pop-up Power / USB Charging Center



One grounded outlet. One USB charging duplex. Fluid one touch accessibility. 6ft, 15 Amp cord. UL Listed.		
3 3/4" D x 5" W	11225PC	\$435

Round Flush Power Center



Two grounded outlets. Clean, flush mount. 6ft, 15 Amp cord. UL listed.		
4" Diameter	3359PP	\$354

Round Flush Power / USB Charging Center



One grounded outlet. One USB charging duplex. Clean, flush mount. 6ft, 15 Amp cord. UL Listed.		
4" Diameter	3359PC	\$415


Round Power Center



One grounded outlet. Features spill-proof technology. 6ft, 15 Amp cord. UL Listed.		
2" Diameter	3825P	\$278

Retrofit





Retrofit

Transform your existing work area into a high-tech, multi-use workspace with NOVA's Retrofit Kits

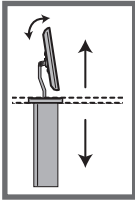
Retrofit Kits are suited for most environments including, but not limited to...

- Board Rooms
- Reception Areas
- Hospitality Desks
- Corporate Offices
- Home Offices
- Correctional Institutions
- Healthcare Facilities
- Common Areas & Lobbies
- Libraries

*The right technology
in your furniture*

Retrofit

Retrofit Kit Technology Options

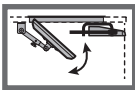


The Trolley™ Monitor Lift System

Features:

- Patented access door automatically opens and closes with the push of a button
- Low voltage electrical motor to lift and lower monitor
- Intelligent Motion Technology™ provides operational intuition
- Provides flexible, ergonomic flat screen location when raised
- Clears line-of-sight when submerged
- Allows for multi-use workstations and classrooms
- Hides confidential information when necessary
- Reduces the risk of damage to flat panel display
- Creates a clean, uncluttered look in the classroom or office
- Manage technology in your workspace environment

Trolley Model	Dimensions	Min Install Space	Max Monitor Dimensions			Max Monitor Weight
E	8 3/8" D 24 5/8" W 22 5/8" H	24" D 21" W	Fits most monitors up to 20" widescreen	2 1/2" D 18 7/8" W 14 1/2" H	63.5mm D 479.4mm W 368.3mm H	21lb
EXL	8 3/8" D 28 5/8" W 22 5/8" H	24" D 25" W	Fits most monitors up to 24" widescreen	2 1/2" D 22 7/8" W 14 1/2" H	63.5mm D 581.0mm W 368.3mm H	



Downview™

Features:

- Tinted, tempered glass viewport
- Keeps monitor under glass below worksurface
- Ergonomic viewing angle
- Allows for multi-use working and learning environments
- Proven to be ergonomically beneficial, increasing productivity
- Saves premium classroom and desktop space
- Hides confidential information
- Creates a clean, uncluttered look in the classroom or office
- Reduces the risk of damage to flat panel display

Downview Model	Dimensions	Min Install Space	Max Monitor Dimensions			Max Monitor Weight
1621	16 7/8" D 21 7/8" W	24" D 22" W	Fits most monitors up to 21" widescreen	20 1/8" W 12 1/2" H	511mm W 318mm H	21lb
1821	18 7/8" D 21 3/8" W	24" D 22" W	Fits most monitors up to 21" widescreen	20 1/8" W 14 1/2" H	511mm W 368mm H	
2124	21 7/8" D 24 13/16" W	27 1/4" D 25" W	Fits most monitors up to 24" widescreen	23 1/8" W 19" H	587mm W 482mm H	
1818	18 7/8" D 18 7/8" W	24" D 19" W	Fits most monitors up to 18" diagonal	17 1/8" W 14 1/2" H	435mm W 368mm H	
2121	21 7/8" D 21 7/8" W	27 1/4" D 22" W	Fits most monitors up to 21" diagonal	20 1/8" W 19" H	511mm W 482mm H	



Surface Mount Arm (SMA)

Features:

- Securely fastens monitor to worksurface
- Height and tilt adjustable
- Allows for multi-use working and learning environments
- Saves premium classroom and desktop space
- Creates a clean, uncluttered look in the classroom or office
- Reduces the risk of damage to flat panel display

SMA Model	Dimensions	Min Install Space	Max Monitor Dimensions	Max Monitor Weight
SMA0203	1 3/4" D 7 1/8" W	18" D 8 1/8" W	Fits most monitors up to 24" widescreen	21lb

Retrofit Kit pricing does not include installation

The Trolley™ Retrofit Kits

Products listed on this page are not on GSA Contract

The Trolley™ Models & Pricing

Model Number Structure

TE	-	0	-	0728	-	NK	-	30
<u>Technology</u>		<u>Style</u>		<u>Size</u>		<u>Keyboard Drawer Option</u>		<u>Keyboard Drawer Size</u>
TE=Trolley				0724=E 0728=EXL		NK=NOVA Keyboard Drawer XK=No Keyboard Drawer		24=24" Keyboard Drawer* 28=28" Keyboard Drawer 30=30" Keyboard Drawer 34=34" Keyboard Drawer

*The Trolley™ E Only

Kit Includes: Assembled Trolley™, 100mm VESA Plate, and optional NOVA Keyboard Drawer with Hangers.

For monitors that have a VESA standard attachment method on the back.
NOTE: Maximum distance from center of wall mount VESA plate to bottom of monitor is 6 ¾" (171mm)

International Customers: The Trolley™ includes Universal Power Control Units, compatible with all power requirements inside and outside the U.S.

Available with  **NOVALinked™** To order, see page 22.

NOVALinked™ is a networking system that provides complete control of NOVA's Trolley™ monitor lifts in a classroom or training room setting.

The Trolley™ E

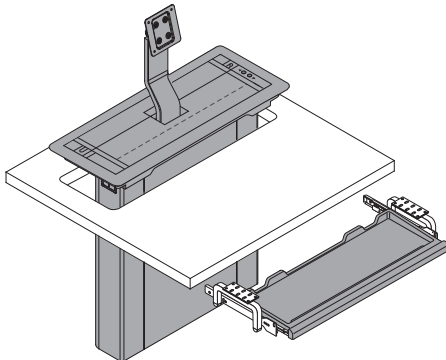
Fits most monitors up to 20" widescreen

- **Maximum monitor dimensions:** 2 ½" D x 18 ⅞" W x 14 ½" H (63.5mm D x 479.4mm W x 368.3mm H)
- **Weight of monitor cannot exceed 21lb**
- **Minimum 28" worksurface height required**
- **Minimum 24" depth of clearance underneath worksurface**

Min. Clearance	ft ³ / lb	Model	List Price
With NOVA Keyboard Drawer			
25 ⅞" W	4.8 / 44	TE-0-0724-NK-24	\$1,721
29 ½" W	4.9 / 45	TE-0-0724-NK-28	\$1,721
31 ½" W	5.0 / 46	TE-0-0724-NK-30	\$1,721
35 ½" W	5.2 / 48	TE-0-0724-NK-34	\$1,721

Without Keyboard Drawer			
21" W	3.7 / 32	TE-0-0724-XK	\$1,621

Box size: 11" D x 26" W x 26" H



The Trolley™ EXL

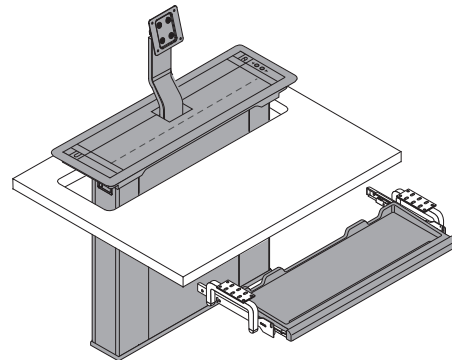
Fits most monitors up to 24" widescreen

- **Maximum monitor dimensions:** 2 ½" D x 22 ⅞" W x 14 ½" H (63.5mm D x 581.0mm W x 368.3mm H)
- **Weight of monitor cannot exceed 21lb**
- **Minimum 28" worksurface height required**
- **Minimum 24" depth of clearance underneath worksurface**

Min. Clearance	ft ³ / lb	Model	List Price
With NOVA Keyboard Drawer			
29 ½" W	4.9 / 45	TE-0-0728-NK-28	\$2,277
31 ½" W	5.0 / 46	TE-0-0728-NK-30	\$2,277
35 ½" W	5.2 / 48	TE-0-0728-NK-34	\$2,277

Without Keyboard Drawer			
25" W	3.7 / 32	TE-0-0728-XK	\$2,179

Box size: 11" D x 30" W x 26" H



The Trolley™ E Retrofit Kits

Components & Dimensions

Worksurface footprint: 24 5/8" W x 8 3/8" D
Worksurface cut-out: 24 1/8" W x 7 7/8" D

Min. worksurface depth: 24"

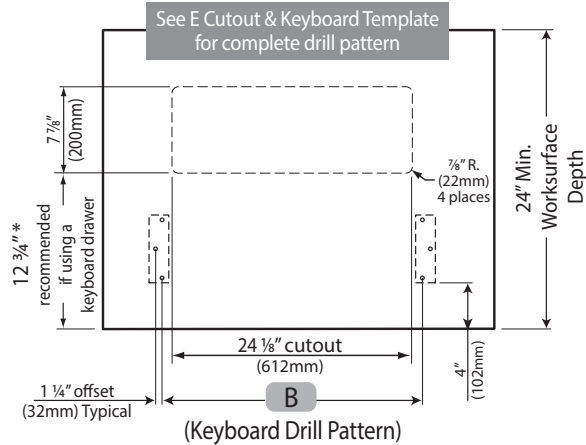
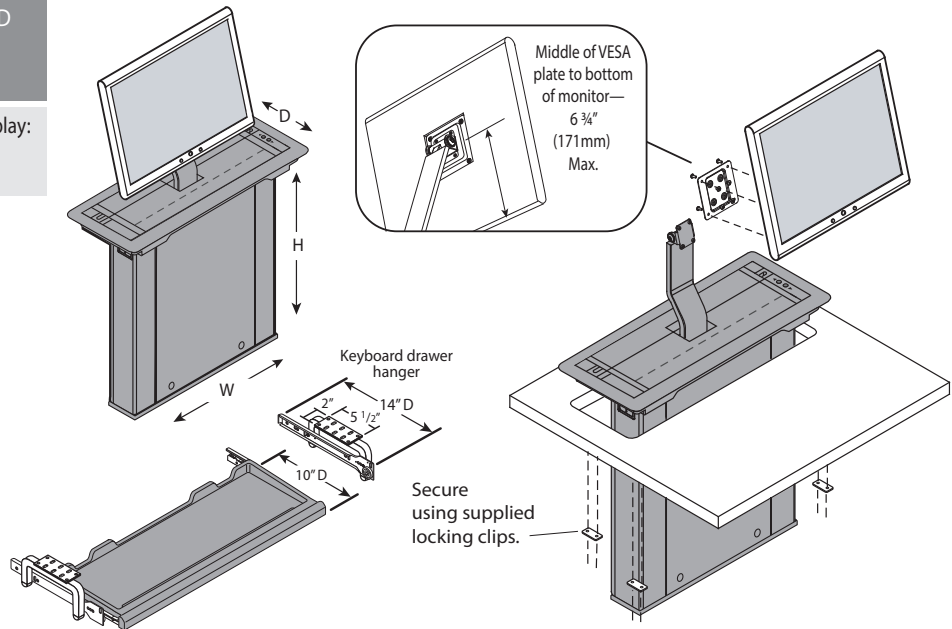
Maximum Dimensions for Flat Panel Display:
2 1/2" D x 18 7/8" W x 14 1/2" H
Fits most widescreen monitors up to 20"

TROLLEY E

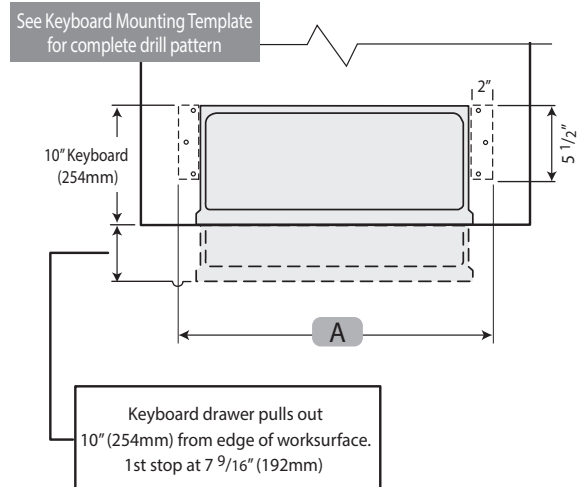
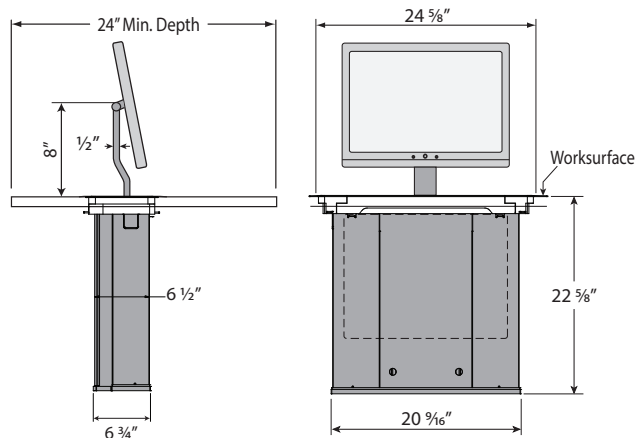
Low voltage electrical motor to lift and lower monitor. Display submerges into desktop when not in use. Intelligent Motion Technology™ provides operational intuition. Tamper guard security hardware. Provides vertical tilt adjustment in "up" position. Access doors automatically open and close. Secure to worksurface with supplied locking clips.

KEYBOARD DRAWER

Textured black thermoformed ABS keyboard drawer features soft radius edges. Five positive inward and outward stop locations. Outward locking tabs prevent accidental removal of keyboard drawer.



Keyboard size	Dimension A Min. Kneespace Width	Dimension B Keyboard drill pattern
24"	25 7/8" (657mm)	22 19/32" (574mm)
28"	29 1/2" (747mm)	26 3/16" (664mm)
30"	31 1/2" (798mm)	28 3/8" (715mm)
34"	35 1/2" (899mm)	32 1/8" (816mm)



Dimensions are for underneath side of worksurface. Product specifications are subject to change without notice. Dimensions are nominal.

The Trolley™ EXL Retrofit Kits

Components & Dimensions

Worksurface footprint: 28 5/8" W x 8 3/8" D
Worksurface cut-out: 28 1/8" W x 7 7/8" D
Min. work surface depth: 24"

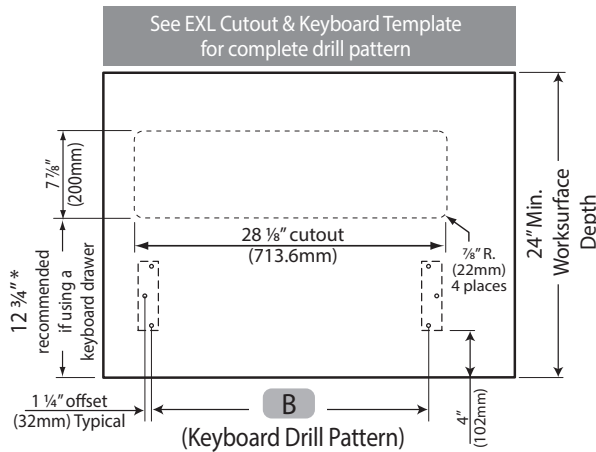
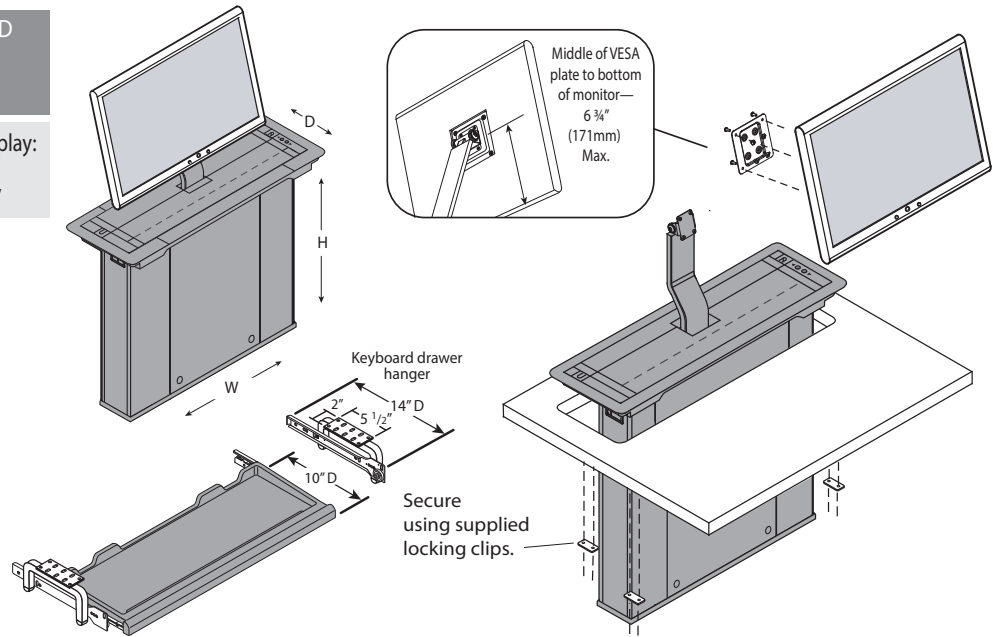
Maximum Dimensions for Flat Panel Display:
2 1/2" D x 22 7/8" W x 14 1/2" H
Fits most widescreen monitors up to 24"

TROLLEY EXL

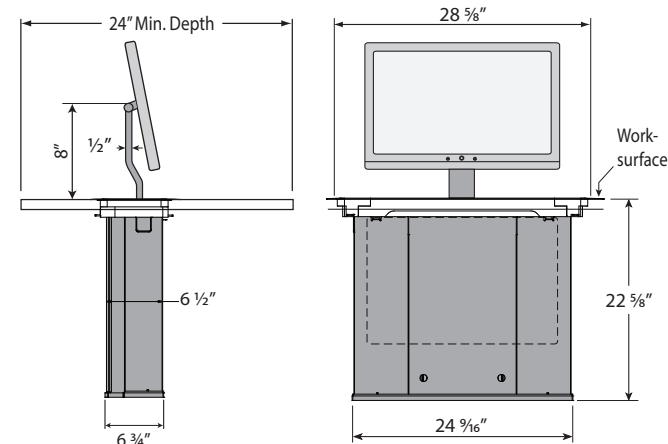
Low voltage electrical motor to lift and lower monitor. Display submerges into desktop when not in use. Intelligent Motion Technology™ provides operational intuition. Tamper guard security hardware. Provides vertical tilt adjustment in "up" position. Access doors automatically open and close. Secure to worksurface with supplied locking clips.

KEYBOARD DRAWER

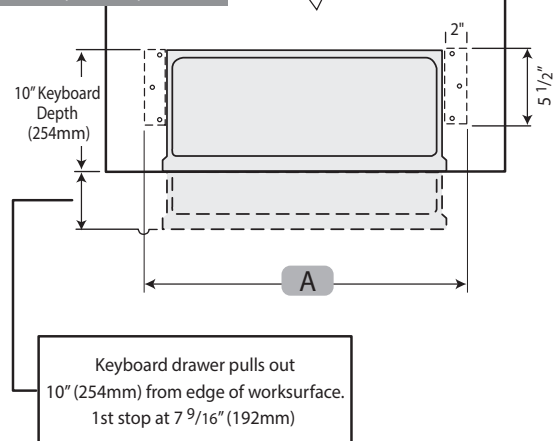
Textured black thermoformed ABS keyboard drawer features soft radius edges. Five positive inward and outward stop locations. Outward locking tabs prevent accidental removal of keyboard drawer.



Keyboard size	Dimension A Min. Kneespace Width	Dimension B Keyboard drill pattern
28"	29 1/2" (747mm)	26 3/16" (664mm)
30"	31 1/2" (798mm)	28 3/16" (715mm)
34"	35 1/2" (899mm)	32 1/8" (816mm)



See Keyboard Mounting Template for complete drill pattern



Dimensions are for underneath side of worksurface. Product specifications are subject to change without notice. Dimensions are nominal.

Downview™ Retrofit Kits

Products listed on this
page are not on GSA Contract

Downview™ Models & Pricing

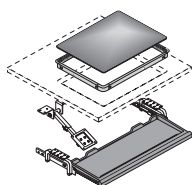
Model Number Structure

FPA - 0	- 1821	- NK	- 30
Technology	Style	Size	Keyboard Drawer Option
FPA=Downview		1621= 16" x 21" Viewport	NK=NOVA Keyboard Drawer
		1821= 18" x 21" Viewport	XK=No Keyboard Drawer
		2124= 21" x 24" Viewport	
		1818=18" x 18" Viewport	
		2121= 21" x 21" Viewport	
			*Not available w/ FPA2124

16" x 21" Widescreen Downview™

Fits most monitors up to 21" widescreen

- Maximum monitor dimensions: 20 7/8" W x 12 1/2" H (511mm W x 318mm H)
- Minimum 24" depth of clearance underneath worksurface

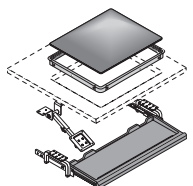


Min. Clearance	ft³ / lb	Model	List Price
With NOVA Keyboard Drawer			
25 7/8" W	3.4 / 22	FPA-0-1621-NK-24	\$693
29 1/2" W	3.4 / 24	FPA-0-1621-NK-28	\$693
31 1/2" W	4.7 / 25	FPA-0-1621-NK-30	\$693
35 1/2" W	4.9 / 27	FPA-0-1621-NK-34	\$693
Without Keyboard Drawer			
22" W	3.4 / 12	FPA-0-1621-XK	\$583

18" x 21" Widescreen Downview™

Fits most monitors up to 21" widescreen

- Maximum monitor dimensions: 20 7/8" W x 14 1/2" H (511mm W x 368mm H)
- Minimum 24" depth of clearance underneath worksurface

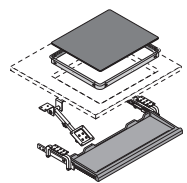


Min. Clearance	ft³ / lb	Model	List Price
With NOVA Keyboard Drawer			
25 7/8" W	3.4 / 19	FPA-0-1821-NK-24	\$722
29 1/2" W	3.4 / 21	FPA-0-1821-NK-28	\$722
31 1/2" W	4.7 / 25	FPA-0-1821-NK-30	\$722
35 1/2" W	4.9 / 28	FPA-0-1821-NK-34	\$722
Without Keyboard Drawer			
22" W	3.4 / 12	FPA-0-1821-XK	\$611

21" x 24" Widescreen Downview™

Fits most monitors up to 24" widescreen

- Maximum monitor dimensions: 23 1/8" W x 19" H (587mm W x 482mm H)
- Minimum 27 1/4" depth of clearance underneath worksurface



Min. Clearance	ft³ / lb	Model	List Price
With NOVA Keyboard Drawer			
29 1/2" W	3.4 / 26	FPA-0-2124-NK-28	\$895
31 1/2" W	4.8 / 27	FPA-0-2124-NK-30	\$895
35 1/2" W	4.9 / 30	FPA-0-2124-NK-34	\$895
Without Keyboard Drawer			
25" W	3.4 / 14	FPA-0-2124-XK	\$788

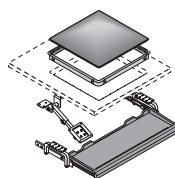
Kit Includes: Tinted Tempered Glass, Trim Ring, Adjustable Flat Panel Arm, 100mm VESA Plate, and optional NOVA Keyboard Drawer with Hangers. For monitors that have a VESA standard attachment method on the back.

Weight of Monitor cannot exceed 21lb.
Minimum 28" worksurface height required.

18" x 18" Downview™

Fits most monitors up to 18" diagonal

- Maximum monitor dimensions: 17 1/8" W x 14 1/2" H (435mm W x 368mm H)
- Minimum 24" depth of clearance underneath worksurface

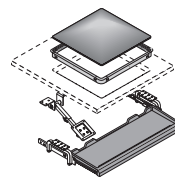


Min. Clearance	ft³ / lb	Model	List Price
With NOVA Keyboard Drawer			
25 7/8" W	3.4 / 22	FPA-0-1818-NK-24	\$722
29 1/2" W	3.4 / 24	FPA-0-1818-NK-28	\$722
31 1/2" W	4.7 / 25	FPA-0-1818-NK-30	\$722
35 1/2" W	4.9 / 27	FPA-0-1818-NK-34	\$722
Without Keyboard Drawer			
19" W	3.4 / 12	FPA-0-1818-XK	\$611

21" x 21" Downview™

Fits most monitors up to 21" diagonal

- Maximum monitor dimensions: 20 7/8" W x 19" H (511mm W x 482mm H)
- Minimum 27 1/4" depth of clearance underneath worksurface



Min. Clearance	ft³ / lb	Model	List Price
With NOVA Keyboard Drawer			
25 7/8" W	3.4 / 25	FPA-0-2121-NK-24	\$809
29 1/2" W	3.4 / 27	FPA-0-2121-NK-28	\$809
31 1/2" W	4.8 / 28	FPA-0-2121-NK-30	\$809
35 1/2" W	4.9 / 29	FPA-0-2121-NK-34	\$809
Without Keyboard Drawer			
22" W	3.4 / 14	FPA-0-2121-XK	\$699

Accessories & Options

Privacy / Glare Visor



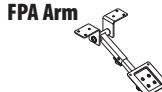
D x W x H (in.)	ft³ / lb	Model	List Price
21 & 24" Wide viewports			
12 x 26 1/2 x 6		AC-1064	\$108

Replacement Tinted & Tempered Glass



Can only be ordered as replacement glass. Must provide PO number of purchased unit. Shipped separately.			
18 x 18 x 1/4	0.5 / 8	AC-SG10701818	\$107
21 x 18 x 1/4	0.5 / 9	AC-SG10721821	\$112
21 x 21 x 1/4	0.6 / 10	AC-SG10712121	\$124
24 x 21 x 1/4	0.6 / 11	AC-SG10732124	\$128
Widescreen glass			
16 x 21 x 1/4	0.5 / 9	AC-SG10701621W	\$112
18 x 21 x 1/4	0.5 / 9	AC-SG10721821W	\$112
21 x 24 x 1/4	0.6 / 11	AC-SG10732124W	\$128

FPA Arm

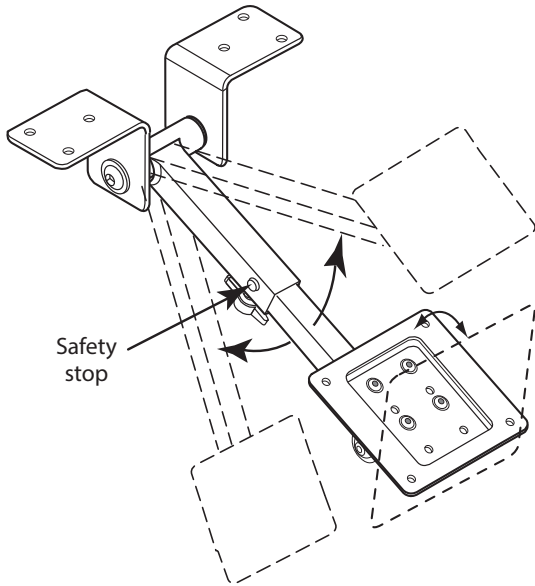


Flat Panel Arm. Height and tilt adjustable. Adjustable from fully- to semi-recessed positions.

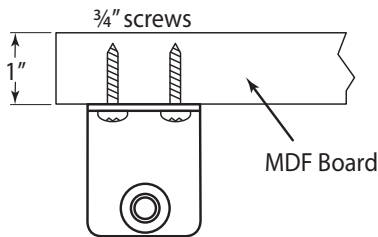
Downview™ Retrofit Kits

Specifications

Adjustable Flat Panel Arm (FPA) - Max weight 21lb

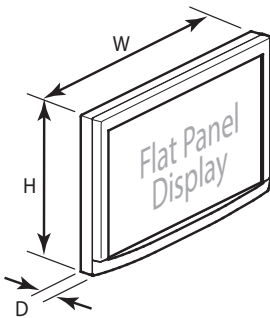


Worksurface Thickness: 1" - 2" thick



Worksurface Specification Diagrams

Use these images as a guide to help determine the appropriate worksurface cutout for your monitor dimensions.



Dimensions are for underneath side of worksurface.
Product specifications are subject to change without notice. Dimensions are nominal.

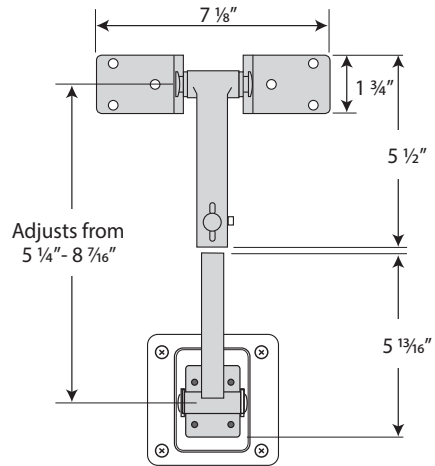
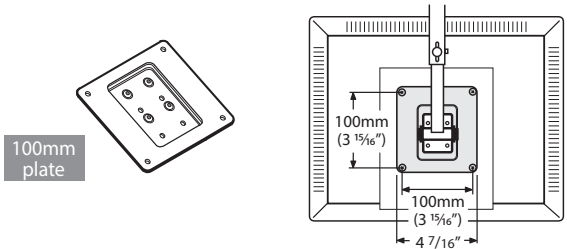


PLATE SIZES

The arm ships with a 100mm VESA plate only.



The 75mm VESA plate is available as a separate line item. (See page 61)

	Viewport Cutout: 16 1/4" D x 21 1/4" W	Viewport Cutout: 18 1/4" D x 20 11/16" W	Viewport Cutout: 18 1/4" D x 18 1/4" W
24" Min. Underneath Worksurface Depth			
	Monitor clearance 20 1/8"	Monitor clearance 20 1/8"	Monitor clearance 17 1/8"
	W	W	W
	D	D	D
	Viewport Cutout: 21 1/4" D x 21 1/4" W	Viewport Cutout: 21 1/4" D x 24 1/4" W	
27 1/4" Min. Underneath Worksurface Depth			
	Monitor clearance 20 1/8"	Monitor clearance 23 1/8"	
	W	W	
	D	D	

Downview™ Retrofit Kits

Components & Dimensions

Maximum weight for flat panel display: 21lb

Maximum monitor dimensions:

18x18 viewport: 17 1/8" W x 14 1/2" H (435mm x 368mm)
 21x21 viewport: 20 1/8" W x 19" H (511mm x 482mm)
 16x21 widescreen viewport: 20 1/8" W x 12 1/2" H (511mm x 318mm)
 18x21 widescreen viewport: 20 1/8" W x 14 1/2" H (511mm x 368mm)
 21x24 widescreen viewport: 23 1/8" W x 19" H (587mm x 482mm)

GLASS

Tinted (T41 rating) and tempered with screen printed border and graphics.


Glass for FPA-0-1818: 18" D x 18" W x 1/4" H

Glass for FPA-0-2121: 21" D x 21" W x 1/4" H

Glass for FPA-0-1621: 16" D x 21" W x 1/4" H

Glass for FPA-0-1821: 18" D x 21" W x 1/4" H

Glass for FPA-0-2124: 21" D x 24" W x 1/4" H



TRIM RING

Manufactured using injection molded plastic, allowing support of viewport.

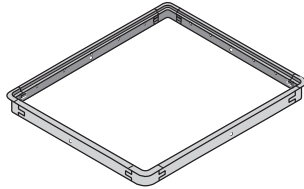
Trim ring for FPA-0-1818: 18" D x 18" W x 1 1/4" H

Trim ring for FPA-0-2121: 21" D x 21" W x 1 1/4" H

Trim ring for FPA-0-1621: 16" D x 21" W x 1 1/4" H

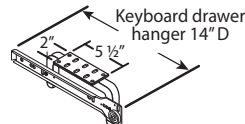
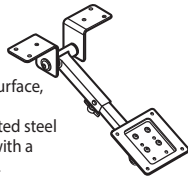
Trim ring for FPA-0-1821: 18" D x 21" W x 1 1/4" H

Trim ring for FPA-0-2124: 21" D x 24" W x 1 1/4" H



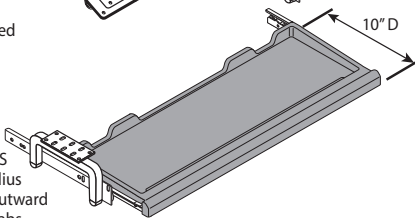
FLAT PANEL ARM

Mounts underneath worksurface, supporting the flat panel display on a tension-mounted steel arm. The display attaches with a VESA compliant steel plate. Can be adjusted to fit fully-recessed or semi-recessed positions. 100mm VESA Plate included.



KEYBOARD DRAWER

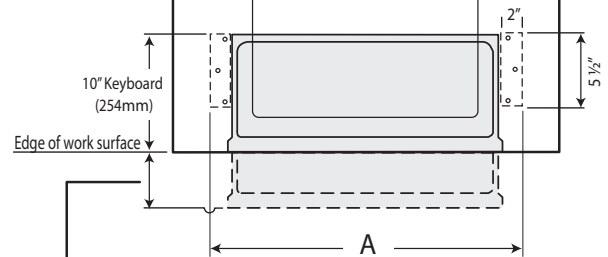
Textured black thermoformed ABS keyboard drawer features soft radius edges. Five positive inward and outward stop locations. Outward locking tabs prevent accidental removal of keyboard drawer.



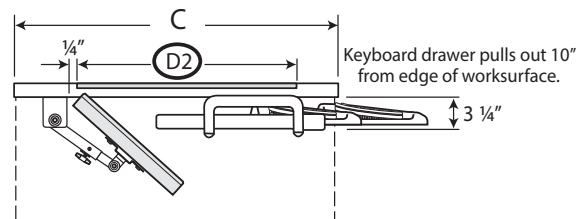
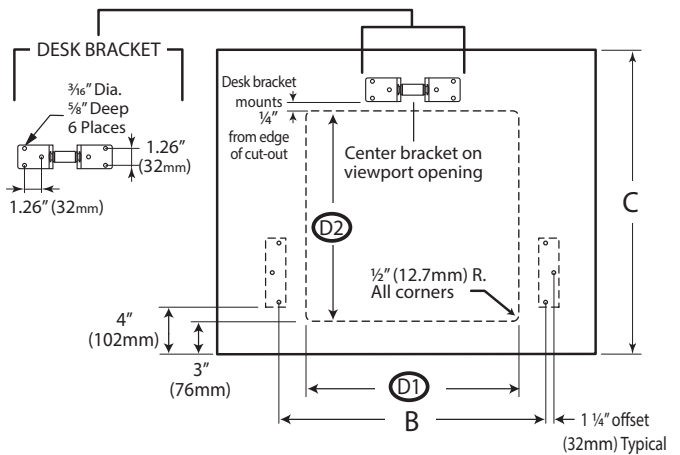
Kit Model No.	Dimension C Min. Worksurface Depth	Dimension D1 x Dimension D2 Viewport Cut-Out (W x D)
FPA-0-1818	24" (610mm)	18 1/4" (464mm) x 18 1/4" (464mm)
FPA-0-2121	27 1/4" (692mm)	21 1/4" (540mm) x 21 1/4" (540mm)
FPA-0-1621	24" (610mm)	21 1/4" (540mm) x 16 1/4" (413mm)
FPA-0-1821	24" (610mm)	20 11/16" (526mm) x 18 1/4" (464mm)
FPA-0-2124	27 1/4" (692mm)	24 1/4" (616mm) x 21 1/4" (540mm)

Keyboard size	Dimension A Min. Kneespace Width	Dimension B Keyboard drill pattern
24"	25 7/8" (657mm)	22 19/32" (574mm)
28"	29 1/2" (747mm)	26 3/16" (664mm)
30"	31 1/2" (798mm)	28 3/16" (715mm)
34"	35 1/2" (899mm)	32 1/8" (816mm)

See Keyboard Mounting Template for complete drill pattern



Keyboard drawer pulls out 10" (254mm) from edge of worksurface.
 1st stop at 7 9/16" (192mm)



Dimensions are for underneath side of worksurface. Product specifications are subject to change without notice. Dimensions are nominal. To offset your viewport and keyboard drawer, please call Customer Support at 1-800-730-6682 for special installation instructions.

Surface Mount Arm Retrofit Kits

Products listed on this page are not on GSA Contract

Model Number Structure

SMA	-	1	-	0203	-	NK	-	30
Technology		Style		Size		Keyboard Drawer Option		Keyboard Drawer Size
SMA=Surface Mount Arm						NK=NOVA Keyboard Drawer		24=24" Keyboard Drawer
						XK=No Keyboard Drawer		28=28" Keyboard Drawer
								30=30" Keyboard Drawer
								34=34" Keyboard Drawer

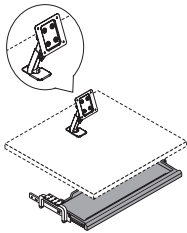
Kit Includes: Surface Mount Arm, 100mm VESA Plate, and optional NOVA Keyboard Drawer with Hangers.

For monitors that have a VESA standard attachment method on the back.
Weight of Monitor cannot exceed 21lb
Arm mounts under worksurface through grommet cutout

Models & Pricing

Fits most monitors up to 24" widescreen

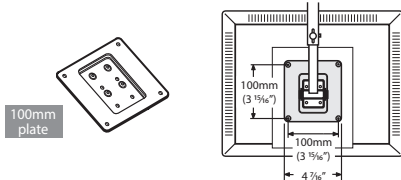
- Minimum 18" depth of clearance underneath worksurface



Min. Clearance	ft ³ / lb	Model	List Price
With NOVA Keyboard Drawer			
25 7/8" W	2.5 / 12	SMA-1-0203-NK-24	\$471
29 1/2" W	2.7 / 12	SMA-1-0203-NK-28	\$471
31 1/2" W	2.8 / 13	SMA-1-0203-NK-30	\$471
35 1/2" W	2.9 / 13	SMA-1-0203-NK-34	\$471
Without Keyboard Drawer			
8 1/8" W	1.4 / 3	SMA-1-0203-XK	\$361

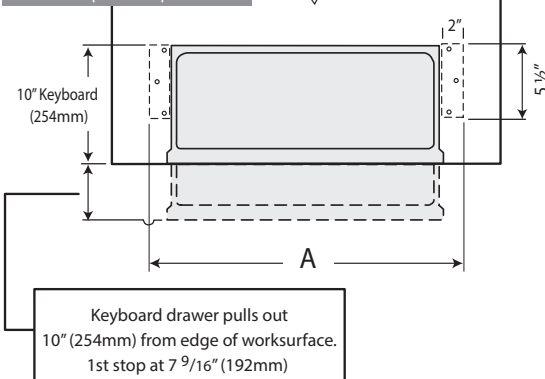
Components & Dimensions

The arm ships with a 100mm VESA plate only.
75mm VESA plate is available as a separate line item (see page 65).



Keyboard size	Dimension A Min. Kneespace Width	Dimension B Keyboard drill pattern
24"	25 7/8" (657mm)	22 19/32" (574mm)
28"	29 1/2" (747mm)	26 3/16" (664mm)
30"	31 1/2" (798mm)	28 3/16" (715mm)
34"	35 1/2" (899mm)	32 1/8" (816mm)

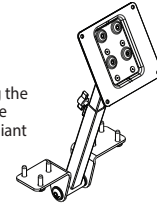
See Keyboard Mounting Template for complete drill pattern



Components & Dimensions

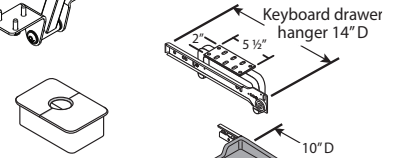
SURFACE MOUNT ARM

Mounts underneath worksurface through grommet hole, supporting the flat panel display on a steel arm. The display attaches with a VESA compliant steel plate. 100mm VESA Plate included.



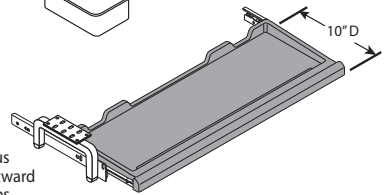
GROMMET

Black plastic worksurface grommet with removable cover.

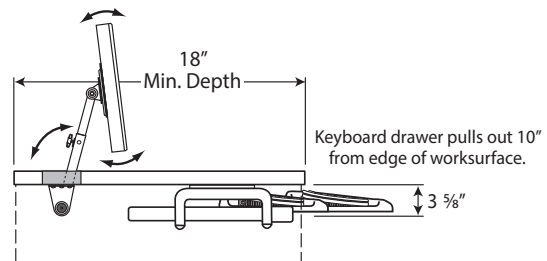
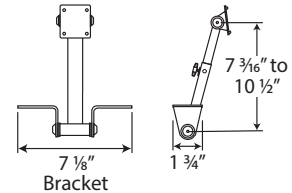
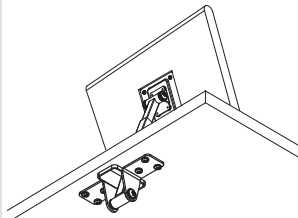


KEYBOARD DRAWER

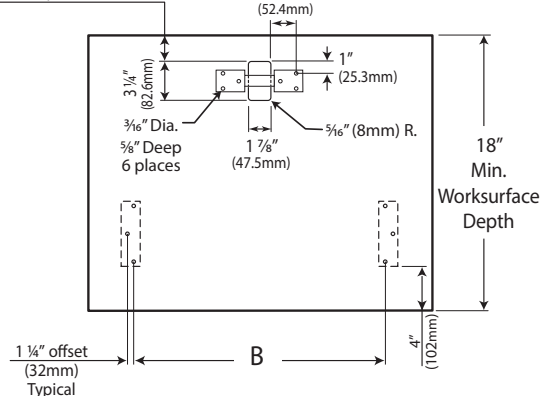
Textured black thermoformed ABS keyboard drawer features soft radius edges. Five positive inward and outward stop locations. Outward locking tabs prevent accidental removal of keyboard drawer.



Bracket mounted to underside of worksurface.



1 1/16" (27mm) for 18" or 24" D Surface
3 13/16" (96.7mm) for 30" D Surface




Dimensions are for underneath side of worksurface. Product specifications are subject to change without notice. Dimensions are nominal.

Visual Display Options

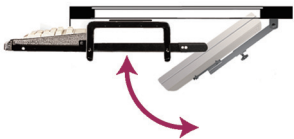
Visual Display Option

Features, Benefits and Options



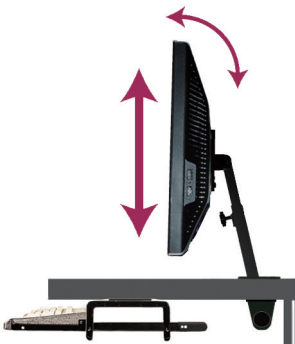
The Trolley™ Monitor Lift System

- Available in most models
- Patented access door automatically opens and closes with the push of a button
- Low voltage electrical motor to lift and lower monitor
- Intelligent Motion Technology™ provides operational intuition
- E suitable for most monitors up to 20"
- EXL suitable for most monitors up to 24"
- Display submerges into desktop when not in use
- Tamper-guard security hardware
- Provides vertical tilt adjustment in "up" position
- Ideal for secure environments
- Available as a Retrofit Kit



Downview™

- Available in most models
- Monitor size varies by Visual Display Option selected
- Tinted, tempered glass viewport
- Keeps monitor under glass below worksurface
- Places display at a natural ergonomic viewing angle
- Saves valuable desktop space
- Tamper-guard security hardware
- Protects valuable hardware
- Available as a Retrofit Kit



Surface Mount Arm

- Available in most models
- Secures monitor to desk to protect valuable hardware
- Height and tilt adjustable
- Provides added security and control in any environment
- Easily accommodates monitors up to 21lb
- Available as a Retrofit Kit



Articulating Surface Mount Arm


- Available in most models
- Secures monitor to desk to protect valuable hardware
- Height, tilt, swivel and rotation adjustable
- Provides added security and control in any environment
- Easily accommodates monitors up to 33lb
- Built-in cable management down the arm
- Rotation limit setting prevents monitor from extending beyond rear edge of worksurface

Visual Display Options

Dimensions & Tolerances


- Minimum worksurface depth: 24"
- Worksurface footprint:
E: 24 5/8" W x 8 3/8" D
EXL: 28 5/8" W x 8 3/8" D
- Monitor sizes vary by model. For specifications, refer to Visual Display Options page in each section.

Keyboard Options Keyboard drawer size varies by model



NOVA Keyboard Drawer
Trolley E - 24" to 34" Widths
Trolley EXL - 28" to 34" Widths

- Minimum worksurface depth: 24"-27 1/4"
- Viewport and monitor sizes vary by model. For specifications, refer to Visual Display Options page in each section



NOVA Keyboard Drawer
24" to 34" Widths

- Minimum worksurface depth: 18"
- Monitor sizes vary by model. For specifications, refer to Visual Display Options page in each section



NOVA Keyboard Drawer
24" to 34" Widths

- Minimum worksurface depth: 18"
- Monitor sizes vary by model. For specifications, refer to Visual Display Options page in each section



NOVA Keyboard Drawer
24" to 34" Widths

Accessories

Please Note: All items on this page must be field installed



NOVA Keyboard Drawer

- Tucks neatly away under the worksurface.
- Five locking positions.
- Tray is black, matt finish plastic.

AC-NK102024	24" W	\$237
AC-NK102028	28" W	\$237
AC-NK102030	30" W	\$237
AC-NK102034	34" W	\$237



Pop-up Power Center

- Two grounded outlets
- 6ft, 15 Amp cord
- UL Listed
- Cutout Dimensions: 3 3/4" D x 5" W

AC-11225PP \$333



Adjustable CPU Holder

- Mounts to underside of work surface
- Fits most CPUs up to 18" H

Standard Profile

AC-ACPU1 (Adjusts 4 1/4"-7 1/2" W) \$237

Medium Profile

AC-ACPU4 (Adjusts 3 1/4"-5 1/2" W) \$237

Not on GSA Contract

Ultra Thin Profile

AC-ACPU3 (Adjusts 2 1/4"-3 1/2" W) \$237


Not on GSA Contract



Pop-up Power / Data Center

- One grounded outlet
- One opening for voice / data jack
- 6ft, 15 Amp cord
- Voice/Data Adapter Kit (included) provides adapters for couplers & jacks from a variety of manufacturers
- UL Listed
- Cutout Dimensions: 3 3/4" D x 5" W

AC-11225PD \$333



Privacy / Glare Visor

- Black plastic visor can be used with NOVA's Downview™ technology when unusual lighting conditions are present


AC-1064 (21 & 24" W Viewports) \$108
12" D x 26 1/2" W x 6" H



Pop-up Power / USB Charging Center

- One grounded outlet
- One USB charging duplex
- 6ft, 15 Amp cord
- UL Listed
- Cutout Dimensions: 3 3/4" D x 5" W

AC-11225PC \$388



Replacement Viewport Glass

- For furniture that incorporates the Downview™ Visual Display Option
 - Only available as replacement glass. Must provide PO number of purchased unit
- Not on GSA Contract**

Widescreen Glass

AC-SG10701621W (16" D x 21" W) \$112

AC-SG10721821W (18" D x 21" W) \$112

AC-SG10732124W (21" D x 24" W) \$128



Round Flush Power Center

- Two grounded outlets
- 6ft, 15 Amp cord
- UL Listed
- Cutout Dimensions: 3" Diameter

AC-3359PP \$306
Not on GSA Contract



Round Flush Power / USB Charging Center

- One grounded outlet
- One USB charging duplex
- 6ft, 15 Amp cord
- UL Listed
- Cutout Dimensions: 3" Diameter

AC-3359PC \$368
Not on GSA Contract



Round Power Center

- One grounded outlet
- 6ft, 15 Amp cord
- UL Listed
- Cutout Dimensions: 1 3/4" Diameter

AC-3825P \$231
Not on GSA Contract

Accessories

Please Note: All items on this page must be field installed

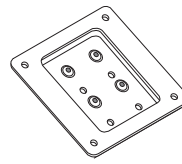


Power Strip

- 6ft power cord
- Six grounded outlets
- On/Off Switch is located on the strip
- UL listed. 15A 125V 60Hz 1875W
- Please verify your local codes before making electrical connections
- **Dimensions:**
2" D x 11" W x 1 3/8" H

AC-PS1125

\$114



75mm VESA Plate

- For monitors with 75mm VESA plates (100mm VESA plate included with NOVA Visual Display Options)
- VESA Plate required for use with Visual Display Options
- **Dimensions:**
3" W x 3" H

AC-VESA75

\$24

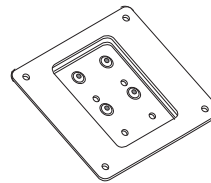


Wire Management

- Black plastic wire channel (Mounting screws included)
- Keeps all cords and cables under control
- Position wherever cable management is needed
- **Dimensions:**
2" D x 14" W x 5" H

AC-WM14

\$38



Replacement 100mm VESA Plate

- 100mm VESA plate included with NOVA Visual Display Options
- VESA Plate required for use with Visual Display Options
- **Dimensions:**
4" W x 4" H

AC-VESA100

\$27



Rectangular Wire Grommet

- Black plastic grommet cover is removable for easy wire management
- **Cutout Dimensions:**
1 7/8" D x 3 1/4" W x 1 1/4" H

AC-WG1080

\$40



Extended VESA Plate Adapter

- For widescreens with off-center VESA mount locations
- VESA plate required for use with NOVA Visual Display Options
- **Dimensions:**
3 3/4" W x 6 1/8" H

AC-VESA

\$48




Star Cut Wire Grommet

- Black plastic grommet with star cut opening allows more cords and cables to pass through
- **Cutout Dimensions:**
2 3/8" Diameter

AC-RWGSC

\$47



FPA Arm

- Flat Panel Arm
- Mounts to underside of worksurface
- Height and tilt adjustable
- Adjustable from fully- to semi-recessed positions
- Weight of monitor cannot exceed 21lb
- Includes 100mm VESA Plate

FPA-8-2006

\$312

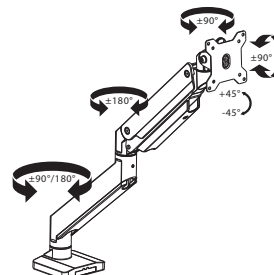


USB Port Extension

- Features one USB port with hinged cover
- Fits into designated opening on top of Trolley™ housing
- Six foot cord plugs into USB port in CPU
- **Dimensions:**
2 1/2" x 1" x 1"

AC-USB01

\$68



Articulating Surface Mount Arm

- Grommet-mount Articulating Surface Mount Arm
- **Maximum monitor dimensions:** Up to 35" widescreen
- **Maximum monitor weight:** 33lb
- **Base Rotation Range:** $\pm 90^\circ$ / 180°
- **Middle Rotation Range:** $\pm 180^\circ$
- **Monitor Rotation Range:** $\pm 90^\circ$
- **Monitor Orientation Rotation:** $\pm 90^\circ$
- **Monitor Tilt Range:** $\pm 45^\circ$

AC-ASMA



\$514

Not on GSA Contract



Laminate Color Options

B = Base Color
W = Worksurface Color

Solid / Abstract Colors



Wood Grain Colors



Colors are subject to variations in printing. For exact color matching, please request a laminate chip sample by calling customer support at 1-800-730-6682 or your local sales representative.

Metal Color Options



Colors are subject to variations in printing. For exact color matching, please request a metal chip sample by calling customer support at 1-800-730-6682 or your local sales representative.



WWW.NOVADESK.COM • 421 INDUSTRIAL AVENUE EFFINGHAM, IL 62401 • PHONE: 800-730-6682 • FAX: 800-940-6682



Electrically Adjustable
**Sit-Stand Lectern with
Locking CPU Storage**
(For more information see page 31)



© 2025, NOVA Solutions, Inc.
NOVA Solutions products are protected by various U.S. and foreign patents issued and/or
pending.
Government Edition of September 2022 Commercial Catalog Version Date:
April 2025