

Conference Tables

Technical Sales Brochure

Set the stage for impactful meetings and collaborative decision-making with Nova Solutions' sophisticated conference tables, where form seamlessly meets function in the heart of your boardroom.



35-RC489601



35-RT489601



35-CT484801



35-RC481440



(217) 342-7070

www.novadesk.com

sales@novasolutionsinc.com



Assembly required
for all products on
this page

Conference Tables

How to Order

1. Select model number for Table Top and Base

Ex: 35-BT489601 (Boat-shaped Top, 48" x 96" x 1")

35-BB244829P (Panel Base for 96" Top)

2. Select laminate worksurface color (see page 62) for Table Top Option

Ex: 560
Worksurface

3. If ordering Laminate Table Base Option, select laminate base color. Or if ordering Metal Table Base Option select Metal color

Ex: 560 or PSL
Base Metal


Optional Selections:

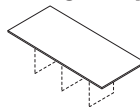
4. Select Options and Factory Prepared Accessories

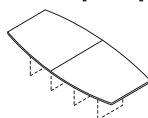
Ex: RWGSC (Star cut wire grommet)

Table Top Options

Table Top only; order Base separately. 120" and 144" Tops are in two pieces.

Circular Tops	D x W x H (in.)	ft ³ / lbs	Model
	36 x 36 x 1	2.5 / 80	35-CT363601
	42 x 42 x 1	3.3 / 90	35-CT424201
	48 x 48 x 1	4.3 / 100	35-CT484801

Rectangular Tops	D x W x H (in.)	ft ³ / lbs	Model
	36 x 72 x 1	4.8 / 220	35-RT367201
	48 x 96 x 1	8.5 / 270	35-RT489601

Boat-shaped Tops	D x W x H (in.)	ft ³ / lbs	Model
	48 x 96 x 1	8.5 / 270	35-BT489601
	48 x 120 x 1	7.1 / 320	35-BT481200
	48 x 144 x 1	8.5 / 370	35-BT481440


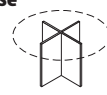

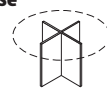
Racetrack Tops	D x W x H (in.)	ft ³ / lbs	Model
	36 x 72 x 1	4.8 / 210	35-RC367201
	48 x 96 x 1	8.5 / 260	35-RC489601
	48 x 120 x 1	7.1 / 310	35-RC481200
	48 x 144 x 1	8.5 / 360	35-RC481440

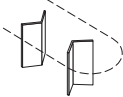
Table Base Options


Note: When choosing a Metal Table Base option you must specify a Metal color


Laminate Cross Base	D x W x H (in.)	ft ³ / lbs	Model
	For 35-CT363601 Circular Top		
	20 x 20 x 29	1.1 / 40	35-BB202029CB


	For 35-CT424201 Circular Top		
	27 x 27 x 29	1.5 / 52	35-BB272729CB


	For 35-CT484801 Circular Top		
	33 x 33 x 29	1.8 / 66	35-BB333329CB

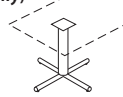
Laminate V-Base	D x W x H (in.)	ft ³ / lbs	Model
	Priced per pair. Tables 72" & 96" require 1 pair. Tables 120" & 144" require 2 pairs.		
	16 x 16 x 29	1.0 / 36	35-BB161629V

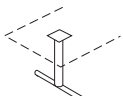
Laminate Panel Base	D x W x H (in.)	ft ³ / lbs	Model
	For 72" Tops (Order one per table)		
	24 x 36 x 29	1.8 / 60	35-BB243629P

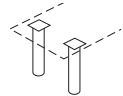
	For 96" Tops (Order one per table)		
	24 x 48 x 29	2.3 / 80	35-BB244829P

	For 120" Tops (Order one per table)		
	24 x 84 x 29	2.7 / 130	35-BB248429P

	For 144" Tops (Order one per table)		
	24 x 108 x 29	2.7 / 160	35-BB2410829P

Metal X-Leg Base	D x W x H (in.)	ft ³ / lbs	Model
	For Circular Tops only)		
	33 x 33 x 29	21.9 / 26	35-BB333329CL

Metal T-Leg Base	D x W x H (in.)	ft ³ / lbs	Model
	For Circular Tops only)		
	2 x 30 x 29	2.2 / 18	35-BB023029T

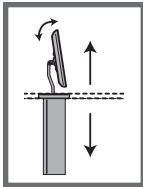
Metal Straight Leg Base	D x W x H (in.)	ft ³ / lbs	Model
	For Circular Tops only)		
	4 x 4 x 29	2.2 / 11	35-BB040429L



Assembly required
for all products on
this page

Visual Display Options

One (1) Visual Display Option per user in collaboration table ordered



The Trolley™

- Ships installed in most units
- Maximum distance from center of wall mount VESA plate to bottom of monitor is 6 3/4" (171mm)

The Trolley™ E

Maximum Dimensions for Widescreen:
2 1/2" D x 18 7/8" W x 14 1/2" H
up to 20" widescreen

The Trolley™ EXL

Maximum Dimensions for Widescreen:
2 1/2" D x 22 7/8" W x 14 1/2" H
up to 24" widescreen

- Patented Access door automatically opens and closes with the push of a button
- Low voltage electrical motor to lift & lower monitor
- Intelligent Motion Technology™ provides operational intuition

Model	Wt(lbs)	Description
-------	---------	-------------

With NOVA Keyboard Drawer

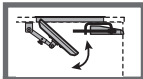
NOVA Keyboard Drawer installed in assembled units only.

International Customers: The Trolley™ includes Universal Power Control Units, compatible with all power requirements inside and outside the U.S.

TE0724NK	48	Trolley™ E & NOVA Keyboard Drawer
----------	----	-----------------------------------

TE0728NK	48	Trolley™ EXL & NOVA Keyboard Drawer
----------	----	-------------------------------------

Available with  **NOVA Linked™**



Downview™

- Installation required

16" D x 21" W viewport (Widescreen)

Maximum Dimensions for Widescreen: 20 1/8" W x 12 1/2" H
up to 21" widescreen

24" min. worksurface depth

18" D x 21" W viewport (Widescreen)

Maximum Dimensions for Widescreen: 20 1/8" W x 14 1/2" H
up to 21" widescreen

26" min. worksurface depth

- Tinted, tempered glass viewport
- Keeps monitor under glass below worksurface
- Ergonomic viewing angle

Model	Wt(lbs)	Description
-------	---------	-------------

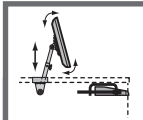
With NOVA Keyboard Drawer

Downview™ & NOVA Keyboard Drawer installed in assembled units only.

Optional Privacy/Glare visor sold separately, see page 60 for pricing.

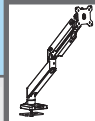
FPA1621NK	35	16" D x 21" W Downview™ & NOVA Keyboard Drawer
-----------	----	--

FPA1821NK	35	18" D x 21" W Downview™ & NOVA Keyboard Drawer
-----------	----	--



Surface Mount Arm

- Installation required



Surface Mount Arm

Maximum Weight: 21 lbs
Maximum Dimensions: Up to 24" widescreen

Articulating Surface Mount Arm

Maximum Weight: 33 lbs
Maximum Dimensions: Up to 35" widescreen

- Securely fastens monitor to worksurface
- Height and tilt adjustable

Model	Wt(lbs)	Description
-------	---------	-------------

With NOVA Keyboard Drawer

NOVA Keyboard Drawer installed in assembled units only.

SMA0203NK	13	SMA & NOVA Keyboard Drawer
-----------	----	----------------------------

ASMA0203NK	22	Articulating SMA & NOVA Keyboard Drawer
------------	----	---



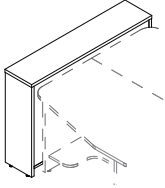
Assembly required
for all products on
this page

Options & Accessories

Collaboration Table Options

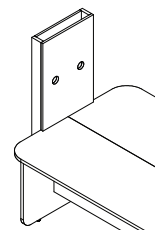
Not available with Conference Tables

TV Lift



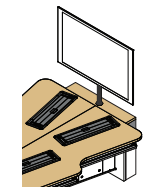
Dimensions	Model
Electric motor lift raises TV from enclosed laminate end storage cabinet to usable height.	
<ul style="list-style-type: none"> To add TV Lift change last position of model number to "T" Ex: 46-CD6010230CS would become 46-CD6010230CT Power strip included in TV Lift cabinet Note: Only available on units with end wire compartment and D-Top Collaboration Tables 	
10 3/8" D x 48" W x 32 7/8" H	

TV Cabinet



Laminate Cabinet for mounting TV onto Collaboration Table with concealed wire management.	
<ul style="list-style-type: none"> To add TV Cabinet change last position of model number to "C" Ex: 46-DT486030RLB would become 46-DT486030RLC Fits most screens 37" - 70". Max weight 165 lb. Note: Only available on units with end wire compartment and D-Top Collaboration Tables 	
4 3/8" D x 20" W x 57 3/8" H	

TV Mounting Pole

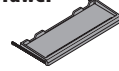


TV Mounting Pole with 100mm or 400mm VESA mount pattern	
<ul style="list-style-type: none"> Field installed item Note: Only compatible with units with end wire compartment 	
100mm VESA	AC-TMP100
400mm VESA	AC-TMP400

Factory Prepared Accessories

Must specify location of grommet / power center at time of order

Factory Prepared NOVA Keyboard Drawer



D x W x H (in.)	Model
Keyboard length to fit desk ordered. Only ordered when NO Visual Display Option is chosen.	
24" - 34" wide	NK

Rectangular Wire Grommet



Rectangular black plastic grommet cover is removable for easy wire management	
1 7/8" D x 3 1/4" W	WG1080

Star Cut Wire Grommet



Round black plastic grommet with rubber star cut opening allows more cords and cables to pass through.	
2 3/4" Diameter	RWGSC

Pop-up Power Center



Two grounded outlets. Fluid one touch accessibility. 6ft, 15 Amp cord. UL listed.	
3 3/4" D x 5" W	11225PP

Pop-up Power / Data Center



One grounded outlet. One opening for voice/data jack. Voice/Data Adapter Kit (included) provides adapters for couplers & jacks from a variety of manufacturers. Fluid one touch accessibility. 6ft, 15 Amp cord. UL listed.	
3 3/4" D x 5" W	11225PD

Pop-up Power / USB Charging Center



One grounded outlet. One USB charging duplex. Fluid one touch accessibility. 6ft, 15 Amp cord. UL Listed.	
3 3/4" D x 5" W	11225PC

Round Flush Power Center



Two grounded outlets. Clean, flush mount. 6ft, 15 Amp cord. UL listed.	
4" Diameter	3359PP

Round Flush Power / USB Charging Center



One grounded outlet. One USB charging duplex. Clean, flush mount. 6ft, 15 Amp cord. UL Listed.	
4" Diameter	3359PC

Round Power Center



One grounded outlet. Features spill-proof technology. 6ft, 15 Amp cord. UL Listed.	
2" Diameter	3825P