

Seated Height AV Lecterns

Technical Sales Brochure

Seated-height lecterns are designed to provide comfortable presentation surfaces for speakers who prefer to sit while addressing an audience. These lecterns are adjustable to ensure optimal positioning and facilitate seamless communication.



66-LP303647LM-RWGSC



66-LP303647LM-FPA2124NK



Trolley™ Up

66-LS266030LD TE0728NK



Trolley™ Down



(217) 342-7070

www.novadesk.com

sales@novasolutionsinc.com

Podiums & Mobile Carts

How To Order

1. Select model number

Ex: 67-LS303641LM

(30x36x41 Lectern with pull-out shelf and laminate modesty)

2. Select laminate color for base and worksurface

If ordering with perforated metal modesty, select metal color

Note: Laminate modesty will match base color.

Ex: 129 664 PSL
Base Worksurface Metal

Optional Selections:

3. Select Visual Display Options

Ex: TE0728NK (The Trolley™ EXL with NOVA keyboard drawer)

4. Select Options and Factory Installed Accessories

Ex: RWGSC (Star cut wire grommet)

Model Number Structure

66	-	LS	181844	LM
Series		Type	Size	Modesty Combination for
66=Lectern		PS=Sit/Stand Podium	D x W x H	<u>Laminate modesty</u>
67=Lectern w/ pull-out shelf		RC= Rack Rails		LM=Laminate modesty panels
		LS= Standing Height Podium		
		LP= Standing Height Podium w/ Privacy Sides		<u>Modesty Combination for</u>
		LC= Mobile Carts		<u>Perforated Metal modesty</u>
				MM=Metal modesty panels

Visual Display Options

The Trolley™ Monitor Lift System

Maximum dimensions for widescreen:

E: 2 ½" D x 18 7/8" W x 14 ½" H (63.5mm D x 479.4mm W x 368.3mm H)

EXL: 2 ½" D x 22 7/8" W x 14 ½" H (63.5mm D x 581mm W x 368.3mm H)

NOTE: Maximum distance from center of wall mount VESA plate to bottom of monitor is 6 ¾" (171mm)

Available with  **NOVA Linked™**

NOVA Linked™ is a networking system that provides complete control of NOVA's Trolley™ monitor lifts in a classroom or training room setting. To order, see page 22.

Downview™

Maximum monitor dimensions:

16x21 widescreen viewport: 20 1/8" W x 12 ½" H (511mm W x 318mm H)

18x21 widescreen viewport: 20 1/8" W x 14 ½" H (511mm W x 368mm H)

21x24 widescreen viewport: 23 1/8" W x 19" H (587mm W x 482mm H)

Surface Mount Arm

Maximum monitor dimensions:

Surface Mount Arm: Up to 24" widescreen

Articulating Surface Mount Arm: Up to 35" widescreen

Maximum monitor weight:

Surface Mount Arm: 21 lbs

Articulating Surface Mount Arm: 33 lbs

Grommets

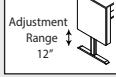
Standard grommets are rectangular black plastic.

Podiums & Mobile Carts

Sit-Stand Podiums

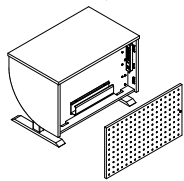
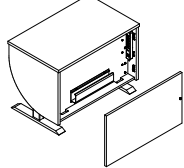
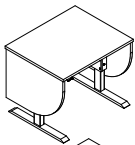
See chart below for available Visual Display Options

Locking iMod™ modesty rear access panels. Wire management and power strip.
 • Available with heavy duty casters (Specify "-C") **NOTE:** Adding Casters will not increase height of lectern. Add (-N) to the end of model number for non-locking



- Electrically adjustable unit from 30" base height with 12" travel.
- ADA compliant.
- System lift capacity up to 550 lbs.
- Column legs are standard black metal.

Depth	Width	Visual Display Options Available
24"	38"	ASMA0203 / SMA0203
	42"	ASMA0203 / SMA0203 / FPA1621 / FPA1821
	48"	ASMA0203 / SMA0203 / FPA1621 / FPA1821 / TE0724 / TE0728
30"	38"	ASMA0203 / SMA0203 / FPA1621 / FPA1821
	42"	ASMA0203 / SMA0203 / FPA1621 / FPA1821 / TE0724 / TE0728
	48"	ASMA0203 / SMA0203 / FPA1621 / FPA1821 / FPA2124 / TE0724 / TE0728



D x W x H (in.)	ft ³ / lbs	Model
Laminate Modesty		
24 x 38 1/4 x 30	19.8 / 152	68-PS243830LM
24 x 42 x 30	22.6 / 160	68-PS244230LM
24 x 48 x 30	26.5 / 168	68-PS244830LM

30 x 38 1/4 x 30	20.6 / 160	68-PS303830LM
30 x 42 x 30	23.8 / 168	68-PS304230LM
30 x 48 x 30	27.1 / 176	68-PS304830LM

Perforated Metal Modesty		
24 x 38 1/4 x 30	19.8 / 152	68-PS243830MM
24 x 42 x 30	22.6 / 160	68-PS244230MM
24 x 48 x 30	26.5 / 168	68-PS244830MM

30 x 38 1/4 x 30	20.6 / 160	68-PS303830MM
30 x 42 x 30	23.8 / 168	68-PS304230MM
30 x 48 x 30	27.1 / 176	68-PS304830MM

AV Rack Rail Cabinets

Not Available with Visual Display Options

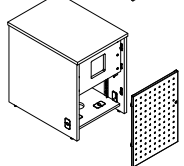
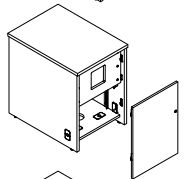
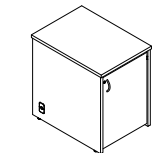
Locking door and rear modesty access panel. Power strip included. Vent Fan cutout in rack rail storage bottom shelf (Vent fan sold separately). Front and Rear Rack Rails. Add (-N) to end of model number for non-locking

Rack Units by Cabinet Height

- 30" H = 14 RU
- 42" H = 18 RU

• Available with heavy duty casters (Specify "-C")

NOTE: Adding Casters will not increase height of Rack Cabinet but will reduce the rack space by 2 RU



D x W x H (in.)	ft ³ / lbs	Model
Laminate Modesty		
24 x 22 1/16 x 30	12.7 / 92	68-RC242230LM
24 x 22 1/16 x 42	17.0 / 142	68-RC242242LM

30 x 22 1/16 x 30	15.7 / 100	68-RC302230LM
30 x 22 1/16 x 42	20.9 / 150	68-RC302242LM

Perforated Metal Modesty		
24 x 22 1/16 x 30	12.7 / 92	68-RC242230MM
24 x 22 1/16 x 42	17.0 / 142	68-RC242242MM

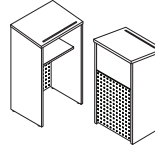
30 x 22 1/16 x 30	15.7 / 100	68-RC302230MM
30 x 22 1/16 x 42	20.9 / 150	68-RC302242MM

Standing Height Podiums

Not Available with Visual Display Options

1 fixed shelf. Pencil Lip - Standard is black

Podium with Angled Top	D x W x H (in.)	ft ³ / lbs	Model
Laminate Modesty			
	18 x 18 x 44	11.6 / 86	66-LS181844LM
	21 x 22 x 44	16.0 / 100	66-LS212244LM



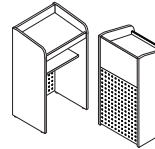
Perforated Metal Modesty

18 x 18 x 44	11.6 / 86	66-LS181844MM
21 x 22 x 44	16.0 / 100	66-LS212244MM

Podium with Angled Top and Privacy Sides

Laminate Modesty

18 x 18 x 44	11.6 / 86	66-LP181844LM
21 x 22 x 44	16.0 / 100	66-LP212244LM



Perforated Metal Modesty

18 x 18 x 44	11.6 / 86	66-LP181844MM
21 x 22 x 44	16.0 / 100	66-LP212244MM

Caster Option



D x W x H (in.)

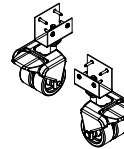
Model

To add casters, add "-C" to the end of model number.
Includes stabilization bracket.

Single Desk / Set of 4 (2 locking, 2 non-locking)

2 5/8 x 1 3/4 x 3 1/4

-C

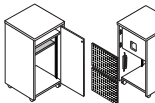


Mobile Carts

Not Available with Visual Display Options

1 adjustable interior shelf. 1 fixed shelf. 2 casters. Power strip. Locking door and rear modesty access panels. 11 RU rack rails. Storage dimensions: 19 3/4" W. Add (-N) to end of model number for non-locking

Mobile Cart	D x W x H (in.)	ft ³ / lbs	Model
Laminate Modesty			
	24 13/16 x 22 1/16 x 34	14.5 / 115	66-LC242136LM



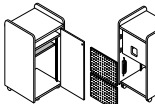
Perforated Metal Modesty (shown left)

24 13/16 x 22 1/16 x 34	14.5 / 115	66-LC242136MM
-------------------------	------------	---------------

Mobile Cart with Raised Sides

Laminate Modesty

24 x 22 1/16 x 38	15.2 / 115	66-LC242138LM
-------------------	------------	---------------



Perforated Metal Modesty (shown left)

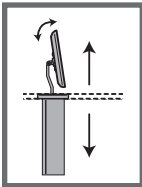
24 x 22 1/16 x 38	15.2 / 115	66-LC242138MM
-------------------	------------	---------------



ASSEMBLY REQUIRED

Visual Display Options

Adding a Downview™ or Trolley™ Visual Display Option may affect CPU storage width or available RUs



The Trolley™

- Ships installed in assembled units only.
- Maximum distance from center of wall mount VESA plate to bottom of monitor is 6 3/4" (171mm)

The Trolley™ E

Maximum Dimensions for Widescreen:
2 1/2" D x 18 7/8" W x 14 1/2" H
up to 20" widescreen

The Trolley™ EXL

Maximum Dimensions for Widescreen:
2 1/2" D x 22 7/8" W x 14 1/2" H
up to 24" widescreen
36" min. worksurface width

- Patented Access door automatically opens and closes with the push of a button
- Low voltage electrical motor to lift & lower monitor
- Intelligent Motion Technology™ provides operational intuition

Model Wt(lbs) Description

With NOVA Keyboard Drawer

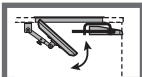
NOVA Keyboard Drawer installed in assembled units only.

International Customers: The Trolley™ includes Universal Power Control Units, compatible with all power requirements inside and outside the U.S.

TE0724NK 48 Trolley™ E & NOVA Keyboard Drawer

TE0728NK 48 Trolley™ EXL & NOVA Keyboard Drawer

Available with  **NOVA Linked™**



Downview™

- Ships installed in assembled units only.

16" D x 21" W viewport (Widescreen)
Maximum Dimensions for Widescreen: 20 1/8" W x 12 1/2" H
up to 21" widescreen

24" min. worksurface depth

18" D x 21" W viewport (Widescreen)
Maximum Dimensions for Widescreen: 20 1/8" W x 14 1/2" H
up to 21" widescreen

26" min. worksurface depth

21" D x 24" W viewport (Widescreen)
Maximum Dimensions for Widescreen: 23 1/8" W x 19" H
up to 24" widescreen

30" min. worksurface depth
36" min. worksurface width

- Tinted, tempered glass viewport
- Keeps monitor under glass below worksurface
- Ergonomic viewing angle

Model Wt(lbs) Description

With NOVA Keyboard Drawer

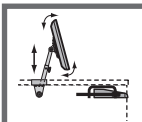
Downview™ & NOVA Keyboard Drawer installed in assembled units only.

Optional Privacy/Glare visor sold separately.

FPA1621NK 35 16" D x 21" W Downview™ & NOVA Keyboard Drawer

FPA1821NK 35 18" D x 21" W Downview™ & NOVA Keyboard Drawer

FPA2124NK 39 21" D x 24" W Downview™ & NOVA Keyboard Drawer



Surface Mount Arm

- Installation required

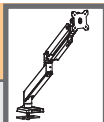
Surface Mount Arm

Maximum Weight: 21 lbs
Maximum Dimensions: Up to 24" widescreen

- Securely fastens monitor to worksurface
- Height and tilt adjustable

Articulating Surface Mount Arm

Maximum Weight: 33 lbs
Maximum Dimensions: Up to 35" widescreen



Model Wt(lbs) Description

With NOVA Keyboard Drawer

NOVA Keyboard Drawer installed in assembled units only.

SMA0203NK 13 SMA & NOVA Keyboard Drawer

ASMA0203NK 22 Articulating SMA & NOVA Keyboard Drawer

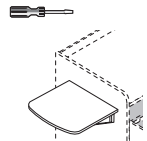


ASSEMBLY REQUIRED

Options & Accessories

Options for Lecterns

Flip-up Shelf



D x W x H (in.) **ft³ / lbs** **Model** **List Price**

Field installed on all but Sit-Stand Lecterns. Shipped Separately. Color matches worksurface of lectern ordered. Located 3" down from worksurface. For factory prep, must specify "U" on lectern model number for left-handed, or "V" on lectern model number for right-handed placement, or "B" on lectern model number for both left and right hand placement.

For 21" D or 24" D Lectern:

Attaches to the LEFT side panel of Lectern

20 x 20 x 1 **0.9 / 24** **66-SH202001L**

Attaches to the RIGHT side panel of Lectern

20 x 20 x 1 **0.9 / 24** **66-SH202001R**

For 26" D, 30" D or 36" D Lectern:

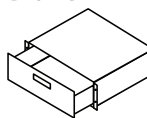
Attaches to the LEFT side panel of Lecterns

22 x 20 x 1 **1.0 / 24** **66-SH222001L**

Attaches to the RIGHT side panel of Lecterns

22 x 20 x 1 **1.0 / 24** **66-SH222001R**

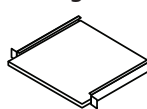
2 Space Rack Drawer



Attaches to rack rails. Takes up 2 RU space. 50 lb. weight capacity.

20 x 15 x 3 1/2 **10.4 / 20** **66-2DRAWER**

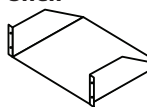
Sliding Shelf



Attaches to rack rails. 35 lb. weight capacity.

20 x 15 x 1 **10.4 / 15** **66-SSHELF**

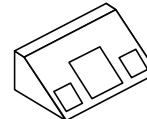
2 Space Rack Shelf



Attaches to rack rails. Takes up 2 RU space. 50 lb. weight capacity.

20 x 15 x 3 1/2 **10.4 / 15** **66-2SHELF**

Removable Console



Black laminate box (Customer to provide cutouts needed)

11 x 15 x 6 **2.0 / 20** **66-CONSOLE01**

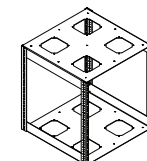
Ventilation Fan



115V fan rated at 57 CFM. 30 dBA. Add (-VF) on lectern model number to be factory installed. Must also specify cutout location on lectern.

1 x 6 x 6 **2.0 / 3** **66-FAN**

Rack Cube




All metal construction providing front and rear Rack Rails allowing rack storage mounting prior to installation in rack storage compartment. Standard Black metal. Available with 6 RU - 14 RU; height varies by RU count. **Complete Model number replacing blank "___" with desired RU** (Ex: 66-RRCUBE10 - 10 RU Rack Cube). **NOTE:** If ordering with a lectern, specify "-RR" at end of lectern model number. (Ex: 66-LP303047LM-RR)

19 1/8 x 19 1/2 x Varies **66-RRCUBE___**

Factory Installed Accessories

Must specify location of grommet / power center at time of order

Factory Installed NOVA Keyboard Drawer



Dimensions (in.)

Keyboard length to fit desk ordered. Only ordered when NO Visual Display Option is chosen

24" - 34" wide

Model

NK

Rectangular Wire Grommet



Rectangular black plastic grommet cover is removable for easy wire management

1 7/8" D x 3 1/4" W

WG1080

Star Cut Wire Grommet



Round black plastic grommet with rubber star cut opening allows more cords and cables to pass through

2 3/4" Diameter

RWGSC

Pop-up Power Center



Two grounded outlets. Fluid one touch accessibility. 6ft, 15 Amp cord. UL listed.

3 3/4" D x 5" W

11225PP

Pop-up Power / Data Center



One grounded outlet. One opening for voice/data jack. Voice/Data Adapter Kit (included) provides adapters for couplers & jacks from a variety of manufacturers. Fluid one touch accessibility. 6ft, 15 Amp cord. UL listed.

3 3/4" D x 5" W

11225PD

Pop-up Power / USB Charging Center



One grounded outlet. One USB charging duplex. Fluid one touch accessibility. 6ft, 15 Amp cord. UL Listed.

3 3/4" D x 5" W

11225PC

Round Flush Power Center



Two grounded outlets. Clean, flush mount. 6ft, 15 Amp cord. UL listed.

4" Diameter

3359PP

Round Flush Power / USB Charging Center



One grounded outlet. One USB charging duplex. Clean, flush mount. 6ft, 15 Amp cord. UL Listed.

4" Diameter

3359PC

Round Power Center



One grounded outlet. Features spill-proof technology. 6ft, 15 Amp cord. UL Listed.

2" Diameter

3825P