

Seated Height AV Lecterns

Technical Sales Brochure

Seated-height lecterns are designed to provide comfortable presentation surfaces for speakers who prefer to sit while addressing an audience. These lecterns are adjustable to ensure optimal positioning and facilitate seamless communication during seated presentations.



66-LS265230LX



66-LS305230-FPA2I24NK



Trolley™ Up

66-LS266030LD TE0728NK



Trolley™ Down



(217) 342-7070

www.novadesk.com

sales@novasolutionsinc.com

Seated Height AV Lecterns

How To Order

1. Select model number

Ex: 66-LS265230LX

(30x36x41 Lectern with pull-out shelf and laminate modesty)

2. Select laminate color for base and worksurface

If ordering with perforated metal modesty, select metal color

Note: Laminate modesty will match base color.

Ex: **129** **664** **PSL**
 Base Worksurface Metal

Optional Selections:

3. Select Visual Display Options

Ex: TE0728NK (The Trolley™ EXL with NOVA keyboard drawer)

4. Select Options and Factory Installed Accessories

Ex: RWGSC (Star cut wire grommet)

Model Number Structure

66	-	LS		265230		LC
Series		Type		Size		Modesty Combination for
66=Lectern				D x W x H		Laminate modesty
						LD=Laminate modesty panels & CPU compartment with door
						LX=Laminate modesty; No CPU shelf
						LC=Laminate modesty panels & CPU shelf
						Modesty Combination for
						Perforated Metal modesty
						MD=Metal modesty panels & CPU compartment with door
						MX=Metal modesty; No CPU shelf
						MC=Metal modesty panels & CPU shelf

Visual Display Options

The Trolley™ Monitor Lift System

Maximum dimensions for widescreen:

E: 2 1/2" D x 18 7/8" W x 14 1/2" H (63.5mm D x 479.4mm W x 368.3mm H)

EXL: 2 1/2" D x 22 7/8" W x 14 1/2" H (63.5mm D x 581mm W x 368.3mm H)

NOTE: Maximum distance from center of wall mount VESA plate to bottom of monitor is 6 3/4" (171mm)

Available with



NOVALinked™ is a networking system that provides complete control of NOVA's Trolley™ monitor lifts in a classroom or training room setting.

Downview™

Maximum monitor dimensions:

16x21 widescreen viewport: 20 1/8" W x 12 1/2" H (511mm W x 318mm H)

18x21 widescreen viewport: 20 1/8" W x 14 1/2" H (511mm W x 368mm H)

21x24 widescreen viewport: 23 1/8" W x 19" H (587mm W x 482mm H)

Surface Mount Arm

Maximum monitor dimensions:

Surface Mount Arm: Up to 24" widescreen

Articulating Surface Mount Arm: Up to 35" widescreen

Maximum monitor weight:

Surface Mount Arm: 21 lbs

Articulating Surface Mount Arm: 33 lbs

Seated Height AV Lecterns

Available with most Visual Display Options

(26" D lecterns not available with FPA2124)

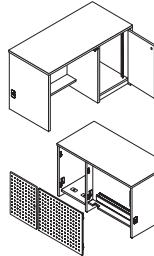
Locking iMod™ modesty rear access panels. Wire management and power strip. Locking doors. Vent Fan cutouts in rack rail storage bottom shelf (Vent fans sold separately). 14 RU rack rails in far right compartment: 19 1/4" W. Front and Rear Rack Rails. For left-handed units add "-L" to end of model number. Add (-N) to end of model number for non-locking.

• Available with heavy duty casters (Specify "-C" and add \$402)

NOTE: Adding Casters will increase height of lectern by 2 3/4"

• Available as ADA Height unit, change height from 30 to 32 in model number

ADA Height Example: 66-LS265232LX



D x W x H (in.) ft³ / lbs Model

Laminate Modesty

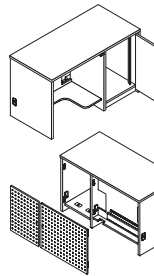
26 x 53 3/16 x 30 31.7 / 217 66-LS265230LX

30 x 53 3/16 x 30 34.9 / 229 66-LS305230LX

Perforated Metal Modesty

26 x 53 3/16 x 30 31.7 / 217 66-LS265230MX

30 x 53 3/16 x 30 34.9 / 229 66-LS305230MX



CPU Shelf. CPU storage width: 8 1/2" (4" w/ Trolley™ EXL or FPA2124)

Laminate Modesty

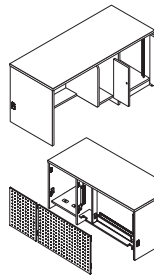
26 x 53 3/16 x 30 31.7 / 236 66-LS265230LC

30 x 53 3/16 x 30 34.9 / 248 66-LS305230LC

Perforated Metal Modesty

26 x 53 3/16 x 30 31.7 / 236 66-LS265230MC

30 x 53 3/16 x 30 34.9 / 248 66-LS305230MC



Locking CPU door. CPU storage width: 8"

Laminate Modesty

26 x 62 3/16 x 30 36.2 / 255 66-LS266030LD

30 x 62 3/16 x 30 41.4 / 267 66-LS306030LD

Perforated Metal Modesty

26 x 62 3/16 x 30 36.2 / 255 66-LS266030MD

30 x 62 3/16 x 30 41.4 / 267 66-LS306030MD

Features

Locking iMod™ modesty rear access panels. Wire management and power strip. Locking doors. Vent Fan cutouts in rack rail storage bottom shelf (Vent fans sold separately). 14 RU rack rails in far right compartment: 19 1/4" W. Front and Rear Rack Rails. For left-handed units add "-L" to end of model number. Add (-N) to end of model number for non-locking.

• Available with heavy duty casters (Specify "-C" and add \$402)

NOTE: Adding Casters will increase height of lectern by 2 3/4"

• Available as ADA Height unit, change height from 30 to 32 in model number and add \$644

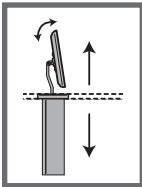
ADA Height Example: 66-LS265232LX



ASSEMBLY REQUIRED

Visual Display Options

Adding a Downview™ or Trolley™ Visual Display Option may affect CPU storage width or available RUs



The Trolley™

- Ships installed in assembled units only.
- Maximum distance from center of wall mount VESA plate to bottom of monitor is 6 3/4" (171mm)

The Trolley™ E

Maximum Dimensions for Widescreen:
2 1/2" D x 18 7/8" W x 14 1/2" H
up to 20" widescreen

The Trolley™ EXL

Maximum Dimensions for Widescreen:
2 1/2" D x 22 7/8" W x 14 1/2" H
up to 24" widescreen
36" min. worksurface width

- Patented Access door automatically opens and closes with the push of a button
- Low voltage electrical motor to lift & lower monitor
- Intelligent Motion Technology™ provides operational intuition

Model	Wt(lbs)	Description
-------	---------	-------------

With NOVA Keyboard Drawer

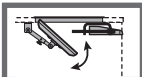
NOVA Keyboard Drawer installed in assembled units only.

International Customers: The Trolley™ includes Universal Power Control Units, compatible with all power requirements inside and outside the U.S.

TE0724NK	48	Trolley™ E & NOVA Keyboard Drawer
----------	----	-----------------------------------

TE0728NK	48	Trolley™ EXL & NOVA Keyboard Drawer
----------	----	-------------------------------------

Available with NOVA Linked™



Downview™

- Ships installed in assembled units only.

16" D x 21" W viewport (Widescreen)

Maximum Dimensions for Widescreen: 20 1/8" W x 12 1/2" H
up to 21" widescreen

24" min. worksurface depth

18" D x 21" W viewport (Widescreen)

Maximum Dimensions for Widescreen: 20 1/8" W x 14 1/2" H
up to 21" widescreen

26" min. worksurface depth

21" D x 24" W viewport (Widescreen)

Maximum Dimensions for Widescreen: 23 1/8" W x 19" H
up to 24" widescreen

30" min. worksurface depth

36" min. worksurface width

- Tinted, tempered glass viewport
- Keeps monitor under glass below worksurface
- Ergonomic viewing angle

Model	Wt(lbs)	Description
-------	---------	-------------

With NOVA Keyboard Drawer

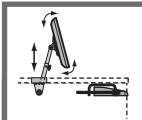
Downview™ & NOVA Keyboard Drawer installed in assembled units only.

Optional Privacy/Glare visor sold separately.

FPA1621NK	35	16" D x 21" W Downview™ & NOVA Keyboard Drawer
-----------	----	--

FPA1821NK	35	18" D x 21" W Downview™ & NOVA Keyboard Drawer
-----------	----	--

FPA2124NK	39	21" D x 24" W Downview™ & NOVA Keyboard Drawer
-----------	----	--



Surface Mount Arm

- Installation required

Surface Mount Arm

Maximum Weight: 21 lbs
Maximum Dimensions: Up to 24" widescreen

- Securely fastens monitor to worksurface
- Height and tilt adjustable

Articulating Surface Mount Arm

Maximum Weight: 33 lbs
Maximum Dimensions: Up to 35" widescreen

Model	Wt(lbs)	Description
-------	---------	-------------

With NOVA Keyboard Drawer

NOVA Keyboard Drawer installed in assembled units only.

SMA0203NK	13	SMA & NOVA Keyboard Drawer
-----------	----	----------------------------

ASMA0203NK	22	Articulating SMA & NOVA Keyboard Drawer
------------	----	---

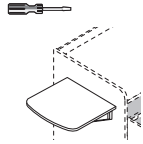


ASSEMBLY REQUIRED

Options & Accessories

Options for Lecterns

Flip-up Shelf



D x W x H (in.) **ft³ / lbs** **Model** **List Price**
Field installed on all but Sit-Stand Lecterns. Shipped Separately. Color matches worksurface of lectern ordered. Located 3" down from worksurface. For factory prep, must specify "U" on lectern model number for left-handed, or "V" on lectern model number for right-handed placement, or "B" on lectern model number for both left and right hand placement.

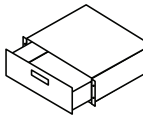
For 21" D or 24" D Lectern:

Attaches to the LEFT side panel of Lectern			
20 x 20 x 1	0.9 / 24	66-SH202001L	
Attaches to the RIGHT side panel of Lectern			
20 x 20 x 1	0.9 / 24	66-SH202001R	

For 26" D, 30" D or 36" D Lectern:

Attaches to the LEFT side panel of Lecterns			
22 x 20 x 1	1.0 / 24	66-SH222001L	
Attaches to the RIGHT side panel of Lecterns			
22 x 20 x 1	1.0 / 24	66-SH222001R	

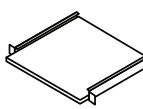
2 Space Rack Drawer



Attaches to rack rails. Takes up 2 RU space. 50 lb. weight capacity.

20 x 15 x 3 1/2	10.4 / 20	66-2DRAWER	
-----------------	-----------	------------	--

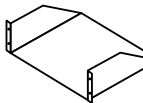
Sliding Shelf



Attaches to rack rails. 35 lb. weight capacity.

20 x 15 x 1	10.4 / 15	66-SSHELF	
-------------	-----------	-----------	--

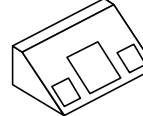
2 Space Rack Shelf



Attaches to rack rails. Takes up 2 RU space. 50 lb. weight capacity.

20 x 15 x 3 1/2	10.4 / 15	66-2SHELF	
-----------------	-----------	-----------	--

Removable Console



Black laminate box (Customer to provide cutouts needed)

11 x 15 x 6	2.0 / 20	66-CONSOLE01	
-------------	----------	--------------	--

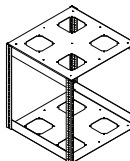
Ventilation Fan



115V fan rated at 57 CFM. 30 dBA. Add (-VF) on lectern model number to be factory installed. Must also specify cutout location on lectern.

1 x 6 x 6	2.0 / 3	66-FAN	
-----------	---------	--------	--

Rack Cube



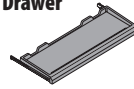
All metal construction providing front and rear Rack Rails allowing rack storage mounting prior to installation in rack storage compartment. Standard Black metal. Available with 6 RU - 14 RU; height varies by RU count. **Complete Model number replacing blank "___" with desired RU** (Ex: 66-RRCUBE10 - 10 RU Rack Cube). **NOTE:** If ordering with a lectern, specify "-RR" at end of lectern model number. (Ex: 66-LP303047LM-RR)

19 1/8 x 19 1/2 x Varies		66-RRCUBE_	
--------------------------	--	------------	--

Factory Installed Accessories

Must specify location of grommet / power center at time of order

Factory Installed NOVA Keyboard Drawer



Dimensions (in.)	Model
Keyboard length to fit desk ordered. Only ordered when NO Visual Display Option is chosen	
	NK

Rectangular Wire Grommet



Rectangular black plastic grommet cover is removable for easy wire management

1 7/8" D x 3 1/4" W	WG1080
---------------------	--------

Star Cut Wire Grommet



Round black plastic grommet with rubber star cut opening allows more cords and cables to pass through

2 3/4" Diameter	RWGSC
-----------------	-------

Pop-up Power Center



Two grounded outlets. Fluid one touch accessibility. 6ft, 15 Amp cord. UL listed.

3 3/4" D x 5" W	11225PP
-----------------	---------

Pop-up Power / Data Center



One grounded outlet. One opening for voice/data jack. Voice/Data Adapter Kit (included) provides adapters for couplers & jacks from a variety of manufacturers. Fluid one touch accessibility. 6ft, 15 Amp cord. UL listed.

3 3/4" D x 5" W	11225PD
-----------------	---------

Pop-up Power / USB Charging Center



One grounded outlet. One USB charging duplex. Fluid one touch accessibility. 6ft, 15 Amp cord. UL Listed.

3 3/4" D x 5" W	11225PC
-----------------	---------

Round Flush Power Center



Two grounded outlets. Clean, flush mount. 6ft, 15 Amp cord. UL listed.

4" Diameter	3359PP
-------------	--------

Round Flush Power / USB Charging Center



One grounded outlet. One USB charging duplex. Clean, flush mount. 6ft, 15 Amp cord. UL Listed.

4" Diameter	3359PC
-------------	--------

Round Power Center



One grounded outlet. Features spill-proof technology. 6ft, 15 Amp cord. UL Listed.

2" Diameter	3825P
-------------	-------