

# Square Top AV Lecterns

## With Trolley



### Model Number Structure

<b>66</b>	<b>-</b>	<b>LS</b>	<b>303641</b>	<b>LM</b>	<b>TE0728NK</b>
<u><b>Series</b></u>		<u><b>Type</b></u>	<u><b>Size</b></u>	<u><b>Modesty Combination for</b></u>	<u><b>Visual Display Option</b></u>
66=Lectern		LS= Lectern with Square Top	D x W x H	<u>Laminate modesty</u> LM=Laminate modesty <u>Perforated Metal modesty</u> MM=Metal modesty	TE0724NK=Trolley™ E & NOVA Keyboard Drawer TE0728NK=Trolley™ EXL & NOVA Keyboard Drawer



(217) 342-7070  
[www.novadesk.com](http://www.novadesk.com)  
[sales@novasolutionsinc.com](mailto:sales@novasolutionsinc.com)

# Square Top AV Lecterns

## 1. Select model number

Ex: 66-LS303641LM

(30x36x41 Square Top AV Lectern with laminate modesty)

## 2. Select laminate color for base and worksurface

If ordering with perforated metal modesty, select metal color

**Note:** Laminate modesty will match base color.

Ex: 567 567  
Base Worksurface

## Optional Selections:

3. Select Visual Display Options (see page 34) Ex: TE0728NK (The Trolley™ EXL with NOVA keyboard drawer)

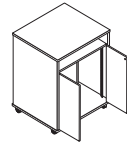
## Storage Dimensions:

30" W Unit: Rack rails on left side of storage area - 19 1/4" W. Remaining space is 8 5/8" W

36" W Unit: Left compartment - 13 5/8" W. Right compartment w/ rack rails - 19 1/4" W

## Available with most Visual Display Options

(30" W lecterns are not available with Trolley™ EXL or 21x24 Downview™)



14 RU rack rails

D x W x H (in.) ft<sup>3</sup> / lbs Model

## Laminate Modesty

14 RU rack rails. 1 Power strip

30 x 30 x 41 27.9 / 372 66-LS303041LM

30 x 36 x 41 33.1 / 404 66-LS303641LM

36 x 30 x 41 33.1 / 404 66-LS363041LM

36 x 36 x 41 39.3 / 436 66-LS363641LM

## Perforated Metal Modesty

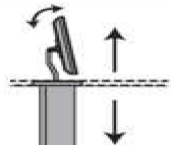
14 RU rack rails. 1 Power strip

30 x 30 x 41 27.9 / 372 66-LS303041MM

30 x 36 x 41 33.1 / 404 66-LS303641MM

36 x 30 x 41 33.1 / 404 66-LS363041MM

36 x 36 x 41 39.3 / 436 66-LS363641MM



## The Trolley™

- Ships installed in assembled units only. Maximum distance from center of
- wall mount VESA plate to bottom of monitor is 6 3/4" (171mm)

## The Trolley™ Maximum Dimensions for

### Widescreen:

2 1/2" D x 18 1/2" W x 14 1/2" H up to  
20" widescreen

## The Trolley™ EXL Maximum Dimensions for

### Widescreen:

2 1/2" D x 22 7/8" W x 14 1/2" H up to  
24" widescreen  
36" min. worksurface width

- Patented Access door automatically opens and closes with the push of a button
- Low voltage electrical motor to lift & lower monitor
- Intelligent Motion Technology™ provides operational intuition

Model Wt(lbs) Description

## With NOVA Keyboard Drawer

NOVA Keyboard Drawer installed in assembled units only.

**International Customers:** The Trolley™ includes Universal Power Control

Units, compatible with all power requirements inside and outside the U.S.

TE0724NK 48 Trolley™ E & NOVA Keyboard Drawer

TE0728NK 48 Trolley™ EXL & NOVA Keyboard Drawer

Available with  **NOVA Linked™**

## Standard Features

- iMod™ wire management
- Locking Front Access Doors
- Heavy Duty Locking Casters
- Powerstrip
- Laminate or metal modesty panel
- 14 Rack Units
- Ships Fully Assembled (Casters Field Installed)

## Color Options

### Base Color Options



WALNUT  
(537)



EMPIRE  
MAHOGANY  
(531)



WILD  
CHERRY  
(567)



FUSION  
MAPLE  
(560)



WHITE  
(664)



FASHION  
GREY  
(227)



SILVER  
(N99)



SLATE  
GREY  
(129)



BLACK  
(174)

### Worksurface Color Options



BLACK  
LODESTONE  
(N62)



SILVER  
(N99)



FUSION  
MAPLE  
(560)



WILD  
CHERRY  
(567)



WALNUT  
(537)



FASHION  
GREY  
(227)



WHITE  
(664)



GRAPHITE  
NEBULA  
(030)



GREY  
NEBULA  
(044)



EMPIRE  
MAHOGANY  
(531)

### Metallic Color Options (for Metal Modesty)



POLISHED  
BLACK  
(PBL)



POLISHED  
SILVER  
(PSL)



WHITE  
(WHT)

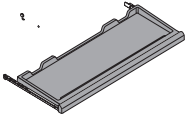










SLATE  
(SLL)

# Options & Accessories

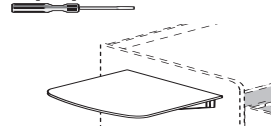
## Factory Installed Accessories

**Must specify location of grommet / power center at time of order**

		Dimensions (in.)	Model
NOVA Keyboard Drawer		Keyboard length to fit desk ordered. Only ordered when NO Visual Display Option is chosen	
		24" - 34" wide	NK
Rectangular Wire Grommet		Rectangular black plastic grommet cover is removable for easy wire management	
		1 7/8" D x 3 1/4" W	WG1080
Star Cut Wire Grommet		Round black plastic grommet with rubber star cut opening allows more cords and cables to pass through	
		2 3/4" Diameter	RWGSC
Pop-up Power Center		Two grounded outlets. Fluid one touch accessibility. 6ft, 15 Amp cord. UL listed.	
		3 3/4" D x 5" W	11225PP
Pop-up Power / Data Center		One grounded outlet. One opening for voice/data jack. Voice/Data Adapter Kit (included) provides adapters for couplers & jacks from a variety of manufacturers. Fluid one touch accessibility. 6ft, 15 Amp cord. UL listed.	
		3 3/4" D x 5" W	11225PD
Pop-up Power / USB Charging Center		One grounded outlet. One USB charging duplex. Fluid one touch accessibility. 6ft, 15 Amp cord. UL Listed.	
		3 3/4" D x 5" W	11225PC
Round Flush Power Center		Two grounded outlets. Clean, flush mount. 6ft, 15 Amp cord. UL listed.	
		4" Diameter	3359PP
Round Flush Power / USB Charging Center		One grounded outlet. One USB charging duplex. Clean, flush mount. 6ft, 15 Amp cord. UL Listed.	
		4" Diameter	3359PC
Round Power Center		One grounded outlet. Features spill-proof technology. 6ft, 15 Amp cord. UL Listed.	
		2" Diameter	3825P

## Options for Lecterns

### Flip-up Shelf



D x W x H (in.)	ft <sup>3</sup> / lbs	Model	List Price
Field installed on all but Sit-Stand Lecterns. Shipped Separately. Color matches worksurface of lectern ordered. Located 3" down from worksurface. For factory prep, must specify "U" on lectern model number for left-handed, or "V" on lectern model number for right-handed placement, or "B" on lectern model number for both left and right hand placement.			

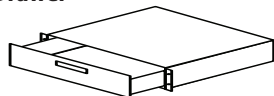
#### For 21" D or 24" D Lectern:

Attaches to the LEFT side panel of Lectern			
20 x 20 x 1	0.9 / 24	66-SH202001L	
Attaches to the RIGHT side panel of Lectern			

#### For 26" D, 30" D or 36" D Lectern:

Attaches to the LEFT side panel of Lecterns			
22 x 20 x 1	1.0 / 24	66-SH222001L	
Attaches to the RIGHT side panel of Lecterns			
22 x 20 x 1	1.0 / 24	66-SH222001R	

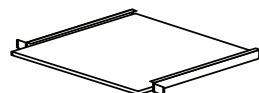
### 2 Space Rack Drawer



Attaches to rack rails. Takes up 2 RU space. 50 lb. weight capacity.

20 x 15 x 3 1/2	10.4 / 20	66-2DRAWER	
-----------------	-----------	------------	--

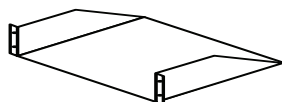
### Sliding Shelf



Attaches to rack rails. 35 lb. weight capacity.

20 x 15 x 1	10.4 / 15	66-SSHELF	
-------------	-----------	-----------	--

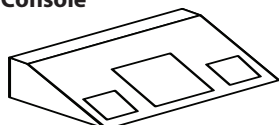
### 2 Space Rack Shelf



Attaches to rack rails. Takes up 2 RU space. 50 lb. weight capacity.

20 x 15 x 3 1/2	10.4 / 15	66-2SHELF	
-----------------	-----------	-----------	--

### Removable Console



Black laminate box (Customer to provide cutouts needed)

11 x 15 x 6	2.0 / 20	66-CONSOLE01	
-------------	----------	--------------	--

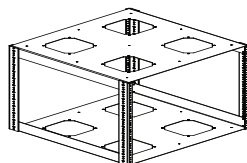
### Ventilation Fan



115V fan rated at 57 CFM. 30 dBA. Add (-VF) on lectern model number to be factory installed. Must also specify cutout location on lectern.

1 x 6 x 6	2.0 / 3	66-FAN	
-----------	---------	--------	--

### Rack Cube



All metal construction providing front and rear Rack Rails allowing rack storage mounting prior to installation in rack storage compartment. Standard Black metal. Available with 6 RU - 14 RU; height varies by RU count. **Complete Model number replacing blank "\_\_\_" with desired RU** (Ex: 66-RRCUBE10 - 10 RU Rack Cube). **NOTE:** If ordering with a lectern, specify "-RR" at end of lectern model number. (Ex: 66-LP303047LM-RR)

19 1/8 x 19 1/2 x Varies		66-RRCUBE___	
--------------------------	--	--------------	--